

Stormwater Pollution Prevention Clean Water: Our Only Choice

Cookeville has two drainage systems – the sanitary sewers and the storm drains. The storm drain system was designed to prevent flooding by carrying excess rainwater away from streets, homes, and businesses. Because the system contains no filters, it also serves the unintended function of carrying urban pollution straight into our streams and the underground aquifers through sinkholes.

This pamphlet tells you how to prevent pollution from entering our streams and sinkholes from “stormwater” or “urban runoff”.

Rain water mixed with urban pollutants creates stormwater pollution. The pollutants include: oil and other automobile fluids, paint and construction debris, yard and pet wastes, pesticides and litter.

Urban runoff pollution flows through the storm drain system that takes water and debris straight from the streets to our streams and sinkholes. Each day tremendous amounts of polluted urban runoff enters our streams untreated, leaving toxic chemicals in our creeks and aquifers.

Urban runoff contaminates our streams and aquifers, harms aquatic life and increases the risk of flooding by clogging our storm drains and catch basins. Overall, stormwater pollution costs us millions of dollars per year.

These Best Management Practices (BMPs) will ensure cleaner streams and rivers, and a cleaner Cookeville.

For more information please visit our website at: <http://www.cookeville-tn.org/publicworks/>

Spill Response

Cookeville Fire Department
911
Tennessee Division of Water
Pollution Control
(931) 432-4015

Recycling and Household Hazardous Waste Disposal

Putnam County Recycling Center
(931) 528-3884

To Report Illegal Dumping

Cookeville Codes Department
(931) 520-5233

Cookeville Stormwater Management

To Report a Drainage Problem

Cookeville Public Works Department
(931) 520-5249

This brochure is one of a series of pamphlets describing storm drain protection measures. Other pamphlets include:

Automotive Maintenance & Car Care

Detention Pond Maintenance

Heavy Equipment & Earth-Moving Activities

Home Repair & Remodeling

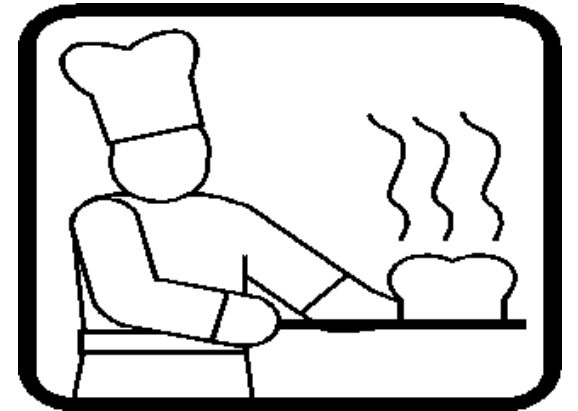

Landscaping, Gardening & Pest Control

This pamphlet was produced by Cookeville Stormwater Management. For more information please call (931) 520-5249.

Stormwater
MATTERS!
City of Cookeville

City of Cookeville – Stormwater Management
45 E. Broad Street
Cookeville, TN 38503

Stormwater Best Management Practices (BMPs)



Food Service Industry

Brochure 2

**Restaurants
Grocery Stores
Bakeries
Food Producers & Distributors**

Problems

The by-products of food-related businesses can harm our streams and aquatic life if they enter the storm drain system. Food businesses can cause harm by putting food waste in leaky dumpsters, not cleaning up outdoor food or chemical spills, or by washing outdoor spills into the storm drain system.

Other routine activities such as cleaning oily vents and operating and maintaining delivery trucks are sources of pollution, unless proper precautions are taken. When it rains, motor oil that has dripped onto the parking lots from business and customer vehicles is washed into our streams and river via the storm drain system.

Oil and grease can clog fish gills and block oxygen from entering the water. Also, toxins found in oven and floor cleaners can, in high concentrations, harm aquatic life.



Solutions

1. Keep Work Sites Clean

Best Management Practices such as handling, storing, and disposing of materials properly can prevent pollutants from entering the storm drain

Wash greasy equipment such as vents and vehicles before storing outside and only in designated wash areas properly connected to the sanitary sewer system with an appropriate oil/water separator. For more information concerning requirements for discharging into the sanitary sewer, please call Cookeville Water/Sewer Depart-

2. Minimize Wastes

Use non-disposable products. Serve food on ceramic dishes rather than paper, plastic or Styrofoam and use cloth napkins rather than paper ones. If you must use disposable products, use paper instead of Styrofoam.

Buy the least toxic products available.

- ◇ Look for “non-toxic”, “non-petroleum based”, “free of ammonia, phosphates, dye or perfume”, or “readily biodegradable” on the label.
- ◇ Avoid chlorinated compounds, petroleum distillates, phenols and formaldehyde.
- ◇ Use water-based products.
- ◇ Look for “recycled” and “recyclable”

3. Parking Lot Drainage

Cover, repair or replace leaky dumpsters and compactors, and/or drain pavement beneath them to the sanitary sewer. Rain can wash oil, grease and other substances into the storm drain system.

Clean up leaks, drips and other spills immediately. This will prevent contaminants from leaving the pavement.

Never hose down “dirty” pavement or surfaces where materials have spilled. Use dry cleanup methods whenever possible.

4. Recycle Wastes

Purchase recycled products. By doing so, you help ensure a use for the recyclable materials that people collect and recycle.



Recycle the following materials:

- ◇ Food waste (non-greasy, non-animal food waste can be composted)
- ◇ Paper and cardboard
- ◇ Aluminum and plastic
- ◇ Oil and grease

Separate waste. Keep your recyclable wastes in separate containers according to the type of material. They are easier to recycle if separated.

Paper and containers, aluminum, and plastic can be brought to the Putnam County Recycling Center’s recycling bins, for locations call the number on the back of this brochure, or they can be brought to the Cookeville Transfer Station at 1846 S. Jefferson.

Recycle oil and grease wastes. Never dump them down storm drains or on the ground. Look in the yellow pages for “rendering com-



5. Employee & Client Education

Employees can help prevent pollution when you include urban runoff training in employee orientations and reviews. Promote these Best Management Practices (BMPs) :

- ◇ Storage containers should be regularly inspected and kept in good condition.
- ◇ Store materials inside a building or build a covered area that is paved and designed to prevent runoff from entering storm drains.
- ◇ Place temporary plastic sheeting over materials or containers and secure the cover with ties and weighted objects. (Not appropriate for storing liquids.)
- ◇ Place materials inside rigid, durable, water-tight and rodent-proof containers with tight fitting covers.

Post BMPs where employees and customers can see them. Showing customers you protect our streams and river is good public relations.

Explain BMPs to other food businesses through