CITY OF COOKEVILLE TENNESSEE

BUDGET & SUPPLEMENTAL INFORMATION

YEAR ENDING JUNE 30, 2013

COOKEVILLE TENNESSEE

City of Cookeville, Tennessee
Budget and Supplemental Information
Table of Contents
For the Fiscal Year Ending June 30, 2013

	Page
General Information	
City Organizational Chart	1
Facts about Cookeville	2
Summary of Assessed Valuation & Allocation of Tax Rate	4
Statement of Proposed Operations	5
Pay Scales/Classification Chart	
Classification Chart	6
Pay Scale-All Employees Except Firemen and Police Officers/Comm Operators	7
Pay Scale-Firemen	8
Pay Scale-Police Officers and Communication Operators	9
Budget Legislation	
Tax Levy Ordinance	10
Appropriating Ordinance - Public Service, Nonprofit & Charitable Organizations	12
Appropriating Ordinance - All Funds, Departments & Agencies	14
General Revenue and Budget Summary	
Budget Summary-General Fund	19
Summary of Contributions to NonProfits & Charitable Org.	20
Estimated Revenue and Available Funds-General Fund	21
General Fund Expenditures-Department of General Government	
Organizational Chart	24
Statement of Proposed Expenditures	25
General Fund Expenditures-Police Department	
Organizational Chart	27
Statement of Proposed Expenditures	28
General Fund Expenditures-Fire Department	
Organizational Chart	32
Statement of Proposed Expenditures	33
General Fund Expenditures-Department of Public Works	
Organizational Chart	35
Statement of Proposed Expenditures	36
General Fund Expenditures-Departments of Planning & Codes	
Organizational Chart	39
Statement of Proposed Expenditures	40
General Fund Expenditures-Department of Leisure Services	
Organizational Chart	41
Statement of Proposed Expenditures	42
General Fund Expenditures-Parks and Maintenance Division	
Organizational Chart	46
Statement of Proposed Expenditures	47

City of Cookeville, Tennessee
Budget and Supplemental Information
Table of Contents
For the Fiscal Year Ending June 30, 2013

State Street Aid Fund
Statement of Estimated Revenue and Proposed Expenditures 49
Sanitation Fund
Statement of Estimated Revenue and Proposed Expenditures 51
Drug Fund
Statement of Estimated Revenue and Proposed Expenditures 55
Tree Board Fund
Statement of Estimated Revenue and Proposed Expenditures 56
Animal Control Fund
Statement of Estimated Revenue and Proposed Expenditures 57
Economic Development Fund
Statement of Estimated Revenue and Proposed Expenditures 59
Quality of Life Fund
Statement of Estimated Revenue and Proposed Expenditures 60
General Obligation Debt Service Fund
Statement of Estimated Revenue and Proposed Expenditures 62
Schedule of Budgeted Debt Payments 64
Schedule of Outstanding Debt 65
Schedule of Debt Requirements 66
Insurance Funds
Health Insurance Fund - Statement of Estimated Revenue & Proposed Expenditures 74
Workers Comp/Liability Fund - Statement of Estimated Revenue & Proposed Expenditures 75
Department of Water Quality Control
Organizational Chart 76
Statement of Estimated Revenue and Proposed Expenses 77
Electric Department
Organizational Chart 88
Statement of Estimated Revenue and Proposed Expenses 89
Gas Department
Organizational Chart 92
Statement of Estimated Revenue and Proposed Expenses 93
Customer Service Department
Statement of Estimated Revenue and Proposed Expenses 97
Cookeville Regional Medical Center
Statement of Revenue and Expenses 99
Three Year Capital Expenditures Budget by Department 100
Capital Expenditures / Expansion Projects 101

Cookeville, Tennessee

General Information:

Year of Incorporation	1903
Population	30,552
Form of Government	Council-Manager Private Act Charter
Total Assessed Value in city (Estimated for 2012)	$728,025,767
Area of City	32.9 square miles

City Employees by Department:

	Full Time	Part Time	Seasonal Temporary
General Government	20	0	0
Police	93	0	18
Fire	58	0	0
Public Works	44	0	0
Sanitation	15	0	0
Leisure Services	17	6	20
Parks and Maintenance	20	0	12
Planning	5	0	1
Codes	10	0	0
Customer Service	16	0	0
Electric	46	2	2
Water Quality Control	49	0	2
Gas	15	0	0
Totals	408	8	67

Police Protection:

Number of Stations	4
Number of full-time employees	93

Fire Protection:

ISO Rating	2
Number of Stations	4
Number of full-time employees	58

Building Permits:

	# Issued		Amount
2011	338	$	41,766,619
2010	317	$	45,434,202
2009	322	$	84,889,530
2008	347	$	69,030,376
2007	491	$	72,190,734
2006	334	$	142,334,940
2005	392	$	51,193,569
2004	357	$	45,973,817
2003	529	$	49,013,341
2002	535	$	56,179,821
2001	443	$	48,450,388
2000	505	$	62,076,142

Cookeville, Tennessee

Recreational Facilities-City owned and operated:

Cookeville Performance Arts Center (CPAC) presents several local productions of the summer theater, Dance Arts Center, "Backstage at the CPAC", and many others. The CPAC also hosts regional and national touring theatrical productions and musical groups throughout the year. Cookeville Depot Museum and Cookeville History Museum are the only facilities dedicated to the preservation of the area's historical heritage.

Recreational Facilities-City owned and operated:

Dogwood Park/Dogwood Peformance Pavilion-Broad Street, Downtown area
Cane Creek Park-Cookeville's largest park; 260 acres, including a 56 acre lake popular with fisherman, concession stand, picnic shelter, basketball, volleyball, horseshoes, play equipment and walking and bike trails
Cane Creek Sportsplex-2 soccer fields, 4 softball fields, 4 youth fields
Cane Creek Recreation Center-fitness, dance and other classes
Cane Creek Gymnasium
Cinderella Park-Mitchell Street
Park View Ballfields-1 Little League, 1 Minor League and 2 Babe Ruth fields
West End Park-Garrett & West End
Walnut Park-Behind Senior Citizens Center
Franklin Avenue Park
Ensor Park
Farmers' Market
City Lake Natural Area-Bridgeway Drive

Other Recreational Facilities:

Putnam County Recreational Facilities:
Jere Whitson Park-softball and baseball fields
Community Center-E. Broad Street; public pool & tennis courts
Soccer Field Complex

Golf Courses:
Belle Acres-public
Cookeville Country Club-public
Ironwood Golf Course-public
Southern Hills Golf Course-public
White Plains Golf Course-public

Movies - Highland Twelve Cinema
YMCA-Raider Drive
Tennessee Tech-tennis courts, softball fields, fitness center
Cookeville Senior Citizens Center-Walnut Avenue

Utility Customers:	**01-Jul-12**
Electric	17,267
Gas	9,654
Water	13,911
Sewer	13,717
Sanitation (Commercial)	976

CITY OF COOKEVILLE, TENNESSEE
ORGANIZATIONAL CHART

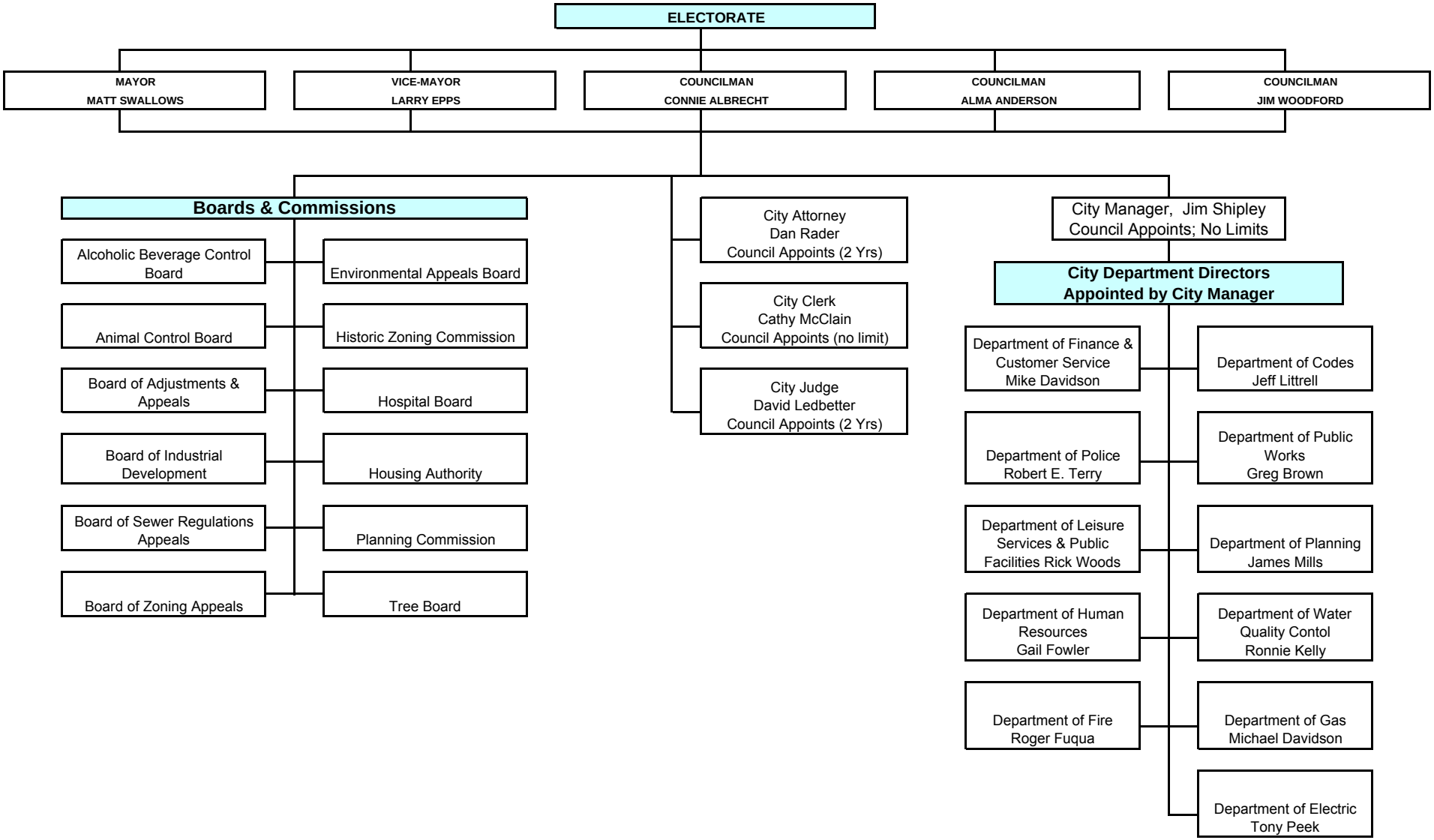

July, 2012

City of Cookeville, Tennessee
Summary of Assessed Valuation
2000 through 2012
And Allocation of Tax Rate
For the Fiscal Year Ending June 30, 2013

Tax	2012 Estimated	2011 Actual	2010 Actual	2009 Actual	2008 Actual	2007 Actual	2006 Actual	2005 Actual	2004 Actual	2003 Actual	2002 Actual
Real Property - 25%	$ 284,350,705	$ 282,936,025	$ 268,879,700	$ 265,078,125	$ 260,963,050	$ 248,293,250	$ 241,839,825	$209,761,825	$203,506,900	$197,317,950	$189,753,925
Personal Property - 30%	58,676,166	58,384,245	57,167,690	57,883,229	57,387,956	61,977,926	64,236,221	57,834,792	58,673,984	61,464,083	61,190,033
Indust/Commercial - 40%	353,416,453	349,917,280	333,176,120	334,017,360	321,909,440	308,778,120	299,509,960	253,226,120	248,112,160	244,222,760	241,396,840
Public Utilities - 55%	31,582,443	31,425,316	30,673,164	29,695,633	27,815,787	28,735,131	26,502,204	26,020,709	23,244,989	23,459,876	20,110,899
Totals	**$728,025,767**	**$722,662,866**	**$689,896,674**	**$686,674,347**	**$668,076,233**	**$647,784,427**	**$632,088,210**	**$546,843,446**	**$533,538,033**	**$526,464,669**	**$498,625,635**
Tax Rate	**$0.8500**	**$0.8500**	**$0.870**	**$0.870**	**$0.870**	**$0.790**	**$0.790**	**$0.88**	**$0.88**	**$0.83**	**$0.71**
$.01 on Tax Rate =	**$69,162**	**$68,630**	**$65,540**	**$65,230**	**$64,800**	**$62,840**	**$60,050**	**$51,950**	**$50,690**	**$50,010**	**$47,370**

Allocation of Tax Rate
For the Fiscal Year Ending June 30, 2013

Fund	Tax Rate	Total Estimated Available	0.05 Delinquency Rate	Total Estimated Collections
General Fund	0.7900	$5,751,404	$287,570	$5,463,833
Economic Development Fund	0.0400	291,210	14,561	276,650
Quality of Life Fund	0.0100	72,803	3,640	69,162
G.O. Debt Service Fund	0.0600	436,815	21,841	414,975
Total	0.9000	$6,552,232	$327,612	$6,224,620

CITY OF COOKEVILLE

STATEMENT OF PROPOSED OPERATIONS
FOR THE FISCAL YEAR ENDING JUNE 30, 2013

Fund/Department	Estimated Reserves or Ret. Earnings 1-Jul-12	Estimated Revenue	Transfers and Noncash Items	Bond Note Proceeds	Proposed Expenditures	Estimated Reserves or Ret. Earnings 30-Jun-13	Net Increase (Decrease) in Reserves or Retained Earnings
General/Special Revenue Funds:							
General Fund	7,825,604	22,626,220	557,553	0	23,089,878	7,919,498	93,894
State Street Aid Fund	580,092	957,344	0	0	953,947	583,489	3,397
Solid Waste Fund	575,063	1,447,700	0	0	1,702,405	320,358	(254,705)
Drug Fund	37,166	31,250	0	0	30,350	38,066	900
Tree Board	5,088	540	3,000	0	3,320	5,308	220
Animal Control	569,071	130,900	64,220	900,000	1,610,868	53,323	(515,748)
Economic Development	1,864,924	1,957,045	(100,000)	0	3,340,991	380,978	(1,483,946)
Quality of Life	299,195	2,235,458	(6,769)	0	2,309,948	217,936	(81,259)
Total General/Special Revenue Funds	**11,756,203**	**29,386,457**	**518,004**	**900,000**	**33,041,707**	**9,518,957**	**(2,237,246)**
Debt Service Funds:							
G.O. Debt Service Fund	**7,054,696**	**3,230,133**	**0**	**0**	**4,062,597**	**6,222,233**	**(832,464)**
Proprietary Funds							
Water/Sewer Department	10,629,813	13,738,500	2,400,000	0	20,570,356	6,197,957	(4,431,856)
Electric Department	12,289,164	56,497,967	2,412,686	0	57,248,764	13,951,053	1,661,889
Gas Department	12,312,013	9,495,715	671,000	0	9,318,227	13,160,501	848,488
Cookeville Regional Medical Center	51,046,068	276,923,269	0	0	301,728,708	45,103,272	(5,942,796)
Total Proprietary Funds	**86,277,058**	**356,655,451**	**5,483,686**	**0**	**388,866,055**	**78,412,783**	**(7,864,275)**
Internal Service Funds:							
Customer Service	**0**	**1,162,710**	**0**	**0**	**1,162,710**	**0**	**0**
Trust Funds:							
Employee Health Insurance	4,102,741	3,458,220	0	0	3,649,300	3,911,661	(191,080)
Insurance Trust	757,538	514,000	0	0	512,620	758,918	1,380
Total Trust Funds	**4,860,279**	**3,972,220**	**0**	**0**	**4,161,920**	**4,670,579**	**(189,700)**
Total All Funds/Departments	**109,948,236**	**394,406,972**	**6,001,690**	**900,000**	**431,294,989**	**98,824,551**	**(11,123,685)**

CLASSIFICATION CHART

Effective July 1, 2012

1	2	3	4	5	6	7	8	9
$12,802 $18,648	$17,734 $25,838	$19,898 $28,991	$20,994 $30,585	$22,077 $32,159	$24,241 $35,314	$25,337 $36,911	$26,419 $38,486	$26,715 $38,918
SEASONALS TEMPORARIES ATHLETIC ASSISTANT - PT	CUSTODIAN SCHOOL PATROL (Temp) WAREHOUSE AIDE	CULTURAL ARTS ASST-PT GIS TECH (Temp)WQC HISTORICAL ARTS ASST-PT MAINT/UTILITY WORKER PARKS GROUNDSKEEPER / TEMP UTILITY WORKER - TEMP WTR PLT OPER TRAINEE (Temp)	INVENTORY CTRL CLK/METER REPA RECORDS CLERK-PT	BLDG MAINT WORKER MAINTENANCE WORKER MUS EXBITION SPECIALIST -PT PARKS GROUNDSKEEPER RECEPTIONIST/Switchboard OPER UTILITY WORKER - TEMP - PW YOUTH SPORTS COORDINATOR	ACCOUNTING CLERK I ANIMAL CONTROL OFFICER ATHLETIC COORDINATOR CULTURAL ARTS COORDINATOR CUSTOMER SERVICE CLERK I GENERAL SERVICES TECH INVENTORY CONTROL CLK LIGHT EQUIPMENT OPERATOR METER READER PERMIT TECHNICIAN RECREATION PROGRAMMER SKILLED LABORER / PW SKILLED LABORER/PAINTER SKILLED LABORER/PLUMBER SPECIAL PROGRAM COORD SST / VAULT EVIDENCE CLERK SUPPORT SERVICES TECH	ACCTS PAY/WRHSE OFF ASST II APPR. LINEPERSON / vacant CONCRETE FINISHER GAS DISTRIBUTION SERVICER I GAS METER/CUST SERVICER I GROUNDSPERSON, EL HEAVY EQUIP OPERATOR I INVENTORY CONTROL CLK II METER READER II PARK MANAGER RECEPTIONIST/DEPUTY CITY COURT CLERK STREET SIGN & MARKING TECHNICIAN I TRUCK DRIVER I WATER DISTR SERVICER WATERPLANT OPERATOR TRAINEE	ACCOUNTING TECHNICIAN ADMIN SECRETARY CULTURAL ARTS TECHNICIAN CUSTOMER SERVICE CLK II CUSTOMER SERVICER DATA ANALYST ENG/PURCHASING ASSISTANT GAS DISTRIBUTION SERVICER II HEAVY EQUIPMENT OPERATOR 2 METERING CUSTOMER SERVICER METERING/SUB SUPPORT TECH I PERMIT TECHNICIAN II PLANNING ASSISTANT SENIOR SUPPORT SERVICES TECH STREET SIGN & MARKETING TECH II SUPPORT SERVICES TECH II TRAFFIC SIGNAL TECHNICIAN I UTILITY CUST SERVICER WATER CUSTOMER SERVICER II WATER DIST SERVICER II WATER METER REPAIR TECH	ADMIN SECR TO THE CITY MGR ADMIN SECRETARY II APPRENTICE LINEPERSON II BACKHOE OPER I CITY COURT CLERK CUSTOMER SERVICE TECHNICIAN DELINQUENT ACCTS MGR ELECTRICIAN FIREFIGHTER GAS METER CUSTOMER SERV. II HEAVY EQUIPMENT OPERATOR 3 LIFT STATION TECHNICIAN WQC MECHANIC MECHANIC/TIRE TECH TRUCK DRIVER II WATER CUSTOMER SERV III WATER DISTRIBUTION SERV III WATER METER REPAIR TECH II WATER PLANT OPERATOR III WW COLLECTION SERVICER III WINCH TRUCK OPERATOR WW PLANT MAINTENANCE TECH
						$25,337 $37,653 COMMUNICATIONS OPER I RESRV COMM OPERATOR	$26,419 $39,261 COMMUNICATION OPERATOR II	$26,715 $39,701 COMMUNICATIONS SGT
10	**11**	**12**	**13**	**14**	**15**	**16**	**17**	**18**
$27,766 $40,451	$30,237 $44,051	$31,643 $46,099	$33,746 $49,161	$38,811 $56,540	$41,970 $61,142	$46,720 $68,063	$63,854 $93,024	$73,826 $107,551
ATHL MAINT FOREMAN BACKHOE OPERATOR II CEMETERY FOREMAN COM/IND RATES SPECIALIST CROSS CONNECTIONS WQC TECH FOREMAN - LS/PF FOREMAN - PW GAS METER CUSTOMER SERV. III LABORATORY TECH LIFT STATION TECH II MAINTENANCE TECHNICIAN METER/SUBSTATION TECH I MUSEUM MGR - PT STREET SIGN / MARKING TECH III TRAFFIC SIGNAL TECH II WATER PLANT OPERATOR IV WTR PLT MANT TECH FOREMAN	ADMIN ASST TO THE CITY MGR ADMN ENGINEERING COOR. ELECT ASSISTANT CS MGR. APPRENTICE LINEPERSON III BUILDING INSPECTOR BUILDING/MECHANICAL INSPECTOR COMPEN/BENEFITS COORD CONSTRUCTION INSPECTOR DRIVER/ENGINEER ENERGY SERVICES TECHNICIAN ENGINEERING TECHNICIAN ENGINEERING/GIS TECH GAS DISTRIBUTION SERV III LIFT STATION FOREMAN METER READER/BILLING MGR. METER /SUBSTATION TECH II PLANNING TECHNICIAN PUBLIC WORKS INSPECTOR STORMWATER TECHNICIAN SYSTEMS CONTROL TECHNICIAN WW COLLECTION FOREMAN WATER DIST FOREMAN	BUILDING/FIRE INSPECTOR CODES ENFORCEMENT OFF II FIELD ENGINEERING TECHNICIAN METERING/SUBSTA TECH III PUBLIC WORKS INSPECTOR 2 SHOP SUPERVISOR TRAFFIC SIGNAL SUPERVISOR WTR PLANT SUPERVISOR WW PLT MAINT SUPERVISOR	ATHLETIC SUPERINTENDENT CITY CLERK CULTURAL ARTS SUPERINTENDENT FIRE LIEUTENANT GAS SYSTEM SUPERVISOR GIS SPECIALIST GIS/SYSTEM MANAGER INFORMATION SYS MANAGER MAINTENANCE SUPT. PUBLIC ED OFFICER RECREATION SUPERINTENDENT TECHNOLOGY SYSTEMS SPECIALIST WTR DIST/COLLECTION SUPER	APPRENTICE LINEPERSON IV ASSISTANT WATER PLANT SUPERIN CUSTOMER SERVICE MANAGER ELECTRICAL INSPECTOR ENGINEERING TECH SUPERINTEND GIS/SYSTEMS MANAGER II JOURNEYMAN LINEPERSON MTR/SUB SUPERINTENDENT PLANNER PLANS EXAMINER PURCHASING OFFICER PURCHASING SUPERINTENDENT RIGHT-OF-WAYS SUPER/FORESTER SANITATION SUPERINTENDENT STREET & GARAGE SUPERINTENDENT TECHNOLOGY SPECIALIST	CREW CHIEF CAPTAIN, FIRE SAFETY COORDINATOR SENIOR PLANNER SURVEYOR TRAINING/SAFETY OFFICER WW PLANT SUPERINTENDENT WQC CONST SUPERINTENDENT WTR CUST SERVICER/METERING SUPERINTENDENT WTR PLT OPERATIONS SUPERINTENDENT	ASSISTANT DIRECTOR OF FIN ASSISTANT DIRECTOR OF PW CIVIL ENGINEER COMPUTER OPERATIONS MANAGER CONSTRUCTION MANAGER CONTROLLER ECONOMIC DEVELOPMENT COORDINATOR ELECTRICAL ENGINEER ENVIRONMENTAL ENGINEER GAS ADMIN & COMPLIANCE SUPERINTENDENT GAS OPERATIONS SUPERINTENDENT OPERATIONS SUPERINTENDENT WQC CIVIL ENGINEER/PROJECTS MANAGER	ASSISTANT CITY MANAGER FINANCE DIRECTOR CITY PLANNER ELECTRIC DIRECTOR FIRE CHIEF GAS SYSTEM DIRECTOR HUMAN RESOURCES DIR LS/PUB FAC DIRECTOR CODES DIRECTOR POLICE CHIEF PUBLIC WORKS DIRECTOR WATER QUALITY CONTRL DIR	CITY MANAGER
$27,784 $40,476 RESERVE DRIVER ENGINEER								
$27,665 $41,113	$29,595 $43,981	$34,197 $50,821		$37,409 $55,594	$41,142 $61,142	$45,800 $68,063		
POLICE OFFICER	MASTER POLICE OFFICER DETECTIVE	SERGEANT SERGEANT, DETECTIVE		POLICE LIEUTENANT DETECTIVE LIEUTENANT	POLICE CAPTAIN	POLICE MAJOR		

PAY SCALE-ALL EMPLOYEES EXCEPT CERTIFIED POLICE OFFICERS/COMM OPERATORS AND FIREMEN WORKING 24 HR SHIFTS
EFFECTIVE JULY 1, 2012

GRADE	STEP	BEGIN YR 1 0	AFTER YR 1 1	AFTER YR 2 2	AFTER YR 3 3	AFTER YR 4 4	AFTER YR 5 5	AFTER YR 6 6	AFTER YR 7 7	AFTER YR 8 8	AFTER YR 9 9	AFTER YR 10 10	AFTER YR 11 11	AFTER YR 12 12	AFTER YR 13 13	AFTER YR 14 14	AFTER YR 15 15	AFTER YR 16 16	AFTER YR 17 17	AFTER YR 18 18	AFTER YR 19 19
1		6.155	6.278	6.404	6.532	6.662	6.795	6.931	7.070	7.211	7.355	7.502	7.652	7.805	7.961	8.121	8.283	8.449	8.617	8.790	8.965
		492.39	502.23	512.28	522.55	532.98	543.63	554.49	565.57	576.87	588.38	600.16	612.16	624.43	636.92	649.67	662.65	675.89	689.40	703.18	717.24
		12,802.13	13,057.92	13,319.28	13,586.28	13,857.50	14,134.33	14,416.82	14,704.88	14,998.58	15,297.91	15,604.27	15,916.23	16,235.23	16,559.86	16,891.51	17,228.78	17,573.10	17,924.38	18,282.72	18,648.11
2		8.526	8.697	8.870	9.048	9.229	9.413	9.602	9.794	9.990	10.190	10.394	10.602	10.814	11.030	11.251	11.476	11.706	11.940	12.179	12.423
		682.10	695.72	709.61	723.83	738.31	753.07	768.15	783.50	799.17	815.17	831.50	848.14	865.11	882.41	900.08	918.08	936.46	955.22	974.29	993.81
		17,734.68	18,088.81	18,449.97	18,819.54	19,196.16	19,579.81	19,971.88	20,370.97	20,778.53	21,194.47	21,618.88	22,051.70	22,492.98	22,942.64	23,402.20	23,870.15	24,347.93	24,835.59	25,331.64	25,838.94
3		9.567	9.758	9.953	10.152	10.356	10.563	10.775	10.990	11.210	11.434	11.663	11.896	12.133	12.376	12.623	12.876	13.133	13.396	13.664	13.938
		765.34	780.63	796.26	812.20	828.47	845.06	861.98	879.22	896.79	914.73	933.00	951.65	970.67	990.08	1,009.86	1,030.07	1,050.67	1,071.69	1,093.15	1,115.04
		19,898.81	20,296.50	20,702.64	21,117.19	21,540.19	21,971.60	22,411.44	22,859.73	23,316.47	23,783.01	24,258.00	24,742.85	25,237.46	25,741.98	26,256.31	26,781.88	27,317.31	27,863.96	28,421.86	28,991.00
4		10.094	10.296	10.502	10.712	10.926	11.144	11.367	11.595	11.827	12.063	12.304	12.550	12.802	13.058	13.319	13.585	13.857	14.134	14.416	14.705
		807.50	823.66	840.14	856.95	874.09	891.54	909.38	927.59	946.13	965.05	984.35	1,004.02	1,024.13	1,044.61	1,065.53	1,086.82	1,108.55	1,130.71	1,153.31	1,176.38
		20,994.92	21,415.11	21,843.71	22,280.76	22,726.23	23,180.16	23,643.88	24,117.46	24,599.50	25,091.34	25,593.04	26,104.53	26,627.31	27,159.92	27,703.75	28,257.43	28,822.35	29,398.53	29,985.93	30,585.98
5		10.614	10.826	11.042	11.263	11.488	11.718	11.952	12.192	12.435	12.684	12.937	13.196	13.460	13.729	14.004	14.284	14.570	14.861	15.158	15.462
		849.12	866.09	883.38	901.06	919.06	937.43	956.19	975.32	994.83	1,014.72	1,034.99	1,055.69	1,076.83	1,098.34	1,120.28	1,142.71	1,165.57	1,188.87	1,212.65	1,236.92
		22,077.00	22,518.26	22,967.97	23,427.47	23,895.44	24,373.24	24,860.86	25,358.34	25,865.65	26,382.78	26,909.77	27,448.01	27,997.45	28,556.77	29,127.31	29,710.49	30,304.93	30,910.60	31,528.92	32,159.92
6		11.654	11.887	12.125	12.368	12.615	12.867	13.125	13.387	13.655	13.928	14.206	14.491	14.780	15.076	15.378	15.685	15.999	16.319	16.645	16.978
		932.35	951.00	970.02	989.43	1,009.21	1,029.37	1,049.96	1,070.99	1,092.39	1,114.23	1,136.50	1,159.25	1,182.44	1,206.11	1,230.22	1,254.81	1,279.89	1,305.51	1,331.61	1,358.26
		24,241.14	24,725.96	25,220.61	25,725.13	26,239.46	26,763.61	27,299.05	27,845.69	28,402.17	28,969.90	29,548.89	30,140.52	30,743.39	31,358.90	31,985.65	32,625.05	33,277.12	33,943.22	34,621.96	35,314.77
7		12.181	12.425	12.674	12.927	13.186	13.450	13.718	13.993	14.272	14.558	14.849	15.147	15.449	15.758	16.073	16.395	16.722	17.057	17.398	17.746
		974.51	994.02	1,013.91	1,034.18	1,054.88	1,075.96	1,097.47	1,119.42	1,141.79	1,164.66	1,187.95	1,211.73	1,235.95	1,260.65	1,285.83	1,311.56	1,337.78	1,364.53	1,391.83	1,419.66
		25,337.27	25,844.58	26,361.70	26,888.70	27,426.90	27,974.96	28,534.27	29,104.82	29,686.61	30,281.07	30,886.73	31,505.05	32,134.62	32,776.81	33,431.69	34,100.59	34,782.16	35,477.77	36,187.46	36,911.17
8		12.702	12.956	13.215	13.479	13.749	14.024	14.304	14.590	14.882	15.180	15.483	15.793	16.109	16.431	16.759	17.094	17.436	17.785	18.140	18.503
		1,016.13	1,036.45	1,057.21	1,078.34	1,099.90	1,121.90	1,144.33	1,167.20	1,190.55	1,214.38	1,238.65	1,263.40	1,288.70	1,314.48	1,340.75	1,367.56	1,394.91	1,422.80	1,451.22	1,480.25
		26,419.35	26,947.71	27,487.33	28,036.83	28,597.52	29,169.48	29,752.63	30,347.10	30,954.19	31,573.91	32,204.88	32,848.48	33,506.16	34,176.48	34,859.45	35,556.48	36,267.54	36,992.67	37,731.84	38,486.50
9		12.844	13.101	13.363	13.630	13.902	14.180	14.464	14.753	15.049	15.350	15.657	15.970	16.290	16.615	16.947	17.286	17.632	17.984	18.344	18.711
		1,027.52	1,048.05	1,069.00	1,090.37	1,112.16	1,134.42	1,157.11	1,180.26	1,203.89	1,227.99	1,252.56	1,277.61	1,303.18	1,329.22	1,355.79	1,382.88	1,410.55	1,438.74	1,467.52	1,496.87
		26,715.64	27,249.39	27,794.11	28,349.69	28,916.24	29,495.04	30,084.78	30,686.81	31,301.11	31,927.73	32,566.59	33,217.77	33,882.59	34,559.69	35,250.44	35,954.85	36,674.28	37,407.36	38,155.45	38,918.55
10		13.349	13.617	13.889	14.167	14.450	14.739	15.034	15.334	15.641	15.954	16.273	16.598	16.930	17.269	17.614	17.967	18.326	18.692	19.067	19.448
		1,067.95	1,089.32	1,111.11	1,133.32	1,156.00	1,179.11	1,202.68	1,226.73	1,251.25	1,276.29	1,301.81	1,327.85	1,354.42	1,381.51	1,409.13	1,437.33	1,466.10	1,495.40	1,525.33	1,555.83
		27,766.78	28,322.40	28,888.95	29,466.37	30,056.11	30,656.76	31,269.71	31,894.96	32,532.45	33,183.61	33,847.09	34,524.19	35,214.96	35,919.37	36,637.43	37,370.49	38,118.58	38,880.33	39,658.47	40,451.61
11		14.537	14.828	15.125	15.427	15.736	16.051	16.372	16.699	17.033	17.374	17.721	18.076	18.437	18.806	19.182	19.566	19.957	20.356	20.763	21.179
		1,162.99	1,186.25	1,209.98	1,234.19	1,258.86	1,284.06	1,309.74	1,335.94	1,362.66	1,389.91	1,417.69	1,446.04	1,474.97	1,504.48	1,534.57	1,565.28	1,596.57	1,628.50	1,661.05	1,694.29
		30,237.69	30,842.44	31,459.48	32,088.82	32,730.41	33,385.67	34,053.21	34,734.43	35,429.27	36,137.77	36,859.94	37,597.12	38,349.30	39,116.50	39,898.71	40,697.32	41,510.93	42,340.94	43,187.33	44,051.46
12		15.213	15.518	15.828	16.145	16.468	16.797	17.133	17.476	17.825	18.182	18.545	18.916	19.294	19.680	20.074	20.476	20.885	21.303	21.729	22.163
		1,217.07	1,241.43	1,266.27	1,291.57	1,317.41	1,343.76	1,370.65	1,398.05	1,426.04	1,454.55	1,483.64	1,513.30	1,543.54	1,574.42	1,605.92	1,638.05	1,670.82	1,704.21	1,738.29	1,773.04
		31,643.77	32,277.19	32,922.90	33,580.88	34,252.53	34,937.84	35,636.77	36,349.40	37,076.99	37,818.24	38,574.53	39,345.84	40,132.14	40,934.87	41,753.93	42,589.41	43,441.23	44,309.47	45,195.44	46,099.15
13		16.224	16.548	16.879	17.216	17.561	17.912	18.270	18.636	19.009	19.389	19.777	20.172	20.576	20.988	21.408	21.836	22.272	22.718	23.172	23.635
		1,297.93	1,323.86	1,350.33	1,377.31	1,404.88	1,432.97	1,461.64	1,490.88	1,520.70	1,551.11	1,582.14	1,613.80	1,646.09	1,679.01	1,712.61	1,746.84	1,781.76	1,817.41	1,853.75	1,890.81
		33,746.09	34,420.44	35,108.48	35,810.13	36,526.84	37,257.19	38,002.55	38,762.95	39,538.32	40,328.74	41,135.52	41,958.71	42,798.24	43,654.21	44,527.89	45,417.94	46,325.76	47,252.69	48,197.37	49,161.15
14		18.659	19.032	19.413	19.801	20.197	20.601	21.013	21.434	21.862	22.300	22.746	23.200	23.664	24.138	24.620	25.113	25.615	26.127	26.650	27.183
		1,492.74	1,522.60	1,553.05	1,584.11	1,615.79	1,648.11	1,681.07	1,714.69	1,748.98	1,783.96	1,819.64	1,856.04	1,893.16	1,931.02	1,969.64	2,009.03	2,049.21	2,090.20	2,132.00	2,174.64
		38,811.24	39,587.50	40,379.23	41,186.81	42,010.54	42,850.76	43,707.78	44,581.94	45,473.56	46,383.03	47,310.70	48,256.91	49,222.05	50,206.51	51,210.63	52,234.84	53,279.56	54,345.15	55,432.05	56,540.69
15		20.178	20.581	20.993	21.413	21.841	22.278	22.724	23.178	23.642	24.114	24.597	25.089	25.590	26.102	26.624	27.157	27.700	28.254	28.819	29.395
		1,614.23	1,646.52	1,679.45	1,713.04	1,747.30	1,782.24	1,817.89	1,854.24	1,891.33	1,929.16	1,967.74	2,007.09	2,047.24	2,088.18	2,129.94	2,172.54	2,215.99	2,260.31	2,305.52	2,351.63
		41,970.01	42,809.41	43,665.60	44,538.91	45,429.68	46,338.29	47,265.04	48,210.34	49,174.56	50,158.03	51,161.20	52,184.44	53,228.11	54,292.68	55,378.54	56,486.10	57,615.82	58,768.14	59,943.50	61,142.37
16		22.462	22.911	23.369	23.837	24.314	24.800	25.296	25.802	26.318	26.844	27.381	27.929	28.487	29.057	29.638	30.231	30.835	31.452	32.081	32.723
		1,796.95	1,832.89	1,869.55	1,906.94	1,945.08	1,983.98	2,023.66	2,064.14	2,105.42	2,147.53	2,190.48	2,234.29	2,278.97	2,324.55	2,371.04	2,418.46	2,466.83	2,516.17	2,566.49	2,617.82
		46,720.77	47,655.20	48,608.31	49,580.47	50,572.08	51,583.51	52,615.21	53,667.51	54,740.85	55,835.66	56,952.39	58,091.42	59,253.25	60,438.31	61,647.09	62,880.03	64,137.63	65,420.38	66,728.79	68,063.37
17		30.699	31.313	31.940	32.578	33.230	33.895	34.572	35.264	35.969	36.689	37.422	38.171	38.934	39.713	40.507	41.317	42.144	42.986	43.846	44.723
		2,455.95	2,505.07	2,555.17	2,606.27	2,658.40	2,711.56	2,765.80	2,821.11	2,877.53	2,935.08	2,993.79	3,053.66	3,114.74	3,177.03	3,240.57	3,305.38	3,371.49	3,438.92	3,507.70	3,577.85
		63,854.61	65,131.70	66,434.34	67,763.03	69,118.29	70,500.67	71,910.68	73,348.88	74,815.86	76,312.19	77,838.43	79,395.20	80,983.11	82,602.77	84,254.82	85,939.92	87,658.72	89,411.88	91,200.12	93,024.12
18		35.493	36.204	36.927	37.666	38.419	39.188	39.971	40.771	41.586	42.418	43.266	44.131	45.014	45.914	46.833	47.769	48.725	49.699	50.694	51.708
		2,839.47	2,896.29	2,954.20	3,013.27	3,073.54	3,135.03	3,197.72	3,261.67	3,326.88	3,393.40	3,461.29	3,530.49	3,601.11	3,673.15	3,746.61	3,821.53	3,897.98	3,975.95	4,055.49	4,136.61
		73,826.34	75,303.42	76,809.18	78,344.93	79,912.12	81,510.69	83,140.66	84,803.39	86,498.87	88,228.50	89,993.61	91,792.86	93,628.97	95,501.93	97,411.74	99,359.78	101,347.41	103,374.66	105,442.81	107,551.95

PAY SCALE-ALL FIREMEN WORKING 24 HR SHIFTS
EFFECTIVE JULY 1, 2012

GRADE	STEP	BEGIN YR 1 0	AFTER YR 1 1	AFTER YR 2 2	AFTER YR 3 3	AFTER YR 4 4	AFTER YR 5 5	AFTER YR 6 6	AFTER YR 7 7	AFTER YR 8 8	AFTER YR 9 9	AFTER YR 10 10	AFTER YR 11 11	AFTER YR 12 12	AFTER YR 13 13	AFTER YR 14 14	AFTER YR 15 15	AFTER YR 16 16	AFTER YR 17 17	AFTER YR 18 18	AFTER YR 19 19
		9.154	9.337	9.524	9.714	9.908	10.107	10.309	10.515	10.725	10.940	11.159	11.382	11.610	11.842	12.079	12.320	12.567	12.818	13.074	13.336
9	FF	1,027.52	1,048.05	1,069.00	1,090.37	1,112.16	1,134.42	1,157.11	1,180.26	1,203.89	1,227.99	1,252.56	1,277.61	1,303.18	1,329.22	1,355.79	1,382.88	1,410.55	1,438.74	1,467.52	1,496.87
		26,715.64	27,249.39	27,794.11	28,349.69	28,916.24	29,495.04	30,084.78	30,686.81	31,301.11	31,927.73	32,566.59	33,217.77	33,882.59	34,559.69	35,250.44	35,954.85	36,674.28	37,407.36	38,155.45	38,918.55
		9.520	9.711	9.905	10.103	10.305	10.511	10.721	10.936	11.155	11.378	11.605	11.837	12.074	12.316	12.562	12.813	13.069	13.331	13.597	13.869
10	RDE	1,068.63	1,090.00	1,111.80	1,134.03	1,156.72	1,179.85	1,203.45	1,227.52	1,252.07	1,277.11	1,302.65	1,328.70	1,355.28	1,382.38	1,410.03	1,438.23	1,467.00	1,496.34	1,526.26	1,556.79
		27,784.27	28,339.96	28,906.74	29,484.89	30,074.61	30,676.11	31,289.62	31,915.43	32,553.73	33,204.79	33,868.88	34,546.26	35,237.19	35,941.93	36,660.77	37,393.97	38,141.87	38,904.72	39,682.81	40,476.47
		10.361	10.568	10.780	10.995	11.215	11.440	11.668	11.902	12.140	12.383	12.630	12.883	13.141	13.403	13.671	13.945	14.224	14.508	14.798	15.094
11	DE	1,162.99	1,186.25	1,209.98	1,234.19	1,258.86	1,284.06	1,309.74	1,335.94	1,362.66	1,389.91	1,417.69	1,446.04	1,474.97	1,504.48	1,534.57	1,565.28	1,596.57	1,628.50	1,661.05	1,694.29
		30,237.69	30,842.44	31,459.48	32,088.82	32,730.41	33,385.67	34,053.21	34,734.43	35,429.27	36,137.77	36,859.94	37,597.12	38,349.30	39,116.50	39,898.71	40,697.32	41,510.93	42,340.94	43,187.33	44,051.46
		11.563	11.794	12.030	12.270	12.516	12.766	13.022	13.282	13.548	13.819	14.095	14.377	14.665	14.958	15.258	15.563	15.874	16.191	16.515	16.845
13	LT	1,297.93	1,323.86	1,350.33	1,377.31	1,404.88	1,432.97	1,461.64	1,490.88	1,520.70	1,551.11	1,582.14	1,613.80	1,646.09	1,679.01	1,712.61	1,746.84	1,781.76	1,817.41	1,853.75	1,890.81
		33,746.09	34,420.44	35,108.48	35,810.13	36,526.84	37,257.19	38,002.55	38,762.95	39,538.32	40,328.74	41,135.52	41,958.71	42,798.24	43,654.21	44,527.89	45,417.94	46,325.76	47,252.69	48,197.37	49,161.15
		14.381	14.669	14.962	15.261	15.567	15.878	16.196	16.519	16.850	17.187	17.531	17.881	18.239	18.604	18.976	19.355	19.742	20.137	20.540	20.951
15	CPT	1,614.23	1,646.52	1,679.45	1,713.04	1,747.30	1,782.24	1,817.89	1,854.24	1,891.33	1,929.16	1,967.74	2,007.09	2,047.24	2,088.18	2,129.94	2,172.54	2,215.99	2,260.31	2,305.52	2,351.63
		41,970.01	42,809.41	43,665.60	44,538.91	45,429.68	46,338.29	47,265.04	48,210.34	49,174.56	50,158.03	51,161.20	52,184.44	53,228.11	54,292.68	55,378.54	56,486.10	57,615.82	58,768.14	59,943.50	61,142.37

PAY SCALE-CERTIFIED POLICE OFFICERS/COMMUNICATION OPERATORS
EFFECTIVE JULY 1, 2012

Steps = 4.5%

GRADE	STEP	BEGIN YR 1 0	AFTER YR 1 1	AFTER YR 2 2	AFTER YR 3 3	AFTER YR 4 4	AFTER YR 5 5	AFTER YR 6 6	AFTER YR 7 7	AFTER YR 8 8	AFTER YR 9 9
7		12.181	12.730	13.302	13.901	14.527	15.180	15.863	16.577	17.323	18.103
COMM		974.51	1,018.36	1,064.19	1,112.08	1,162.12	1,214.42	1,269.07	1,326.17	1,385.85	1,448.22
OFF'CR I		25,337.27	26,477.47	27,668.91	28,914.05	30,215.15	31,574.85	32,995.72	34,480.50	36,032.14	37,653.61
8		12.702	13.273	13.870	14.495	15.147	15.829	16.541	17.285	18.063	18.876
COMM		1,016.13	1,061.85	1,109.64	1,159.57	1,211.75	1,266.28	1,323.26	1,382.81	1,445.04	1,510.06
OFF'CR II		26,419.35	27,608.21	28,850.58	30,148.86	31,505.54	32,923.30	34,404.84	35,953.07	37,570.96	39,261.63
9		12.844	13.422	14.026	14.657	15.317	16.006	16.726	17.479	18.266	19.087
COMM		1,027.52	1,073.76	1,122.08	1,172.58	1,225.34	1,280.48	1,338.10	1,398.32	1,461.24	1,527.00
SGT		26,715.64	27,917.85	29,174.16	30,486.97	31,858.90	33,292.53	34,790.70	36,356.29	37,992.32	39,701.98
10		13.301	13.899	14.525	15.178	15.861	16.575	17.321	18.100	18.915	19.766
POLICE		1,064.06	1,111.94	1,161.98	1,214.27	1,268.91	1,326.01	1,385.68	1,448.04	1,513.20	1,581.29
OFF'CR		27,665.52	28,910.45	30,211.43	31,570.94	32,991.65	34,476.25	36,027.70	37,648.94	39,343.15	41,113.59
11		14.229	14.869	15.538	16.237	16.968	17.732	18.529	19.363	20.235	21.145
SR. POL		1,138.30	1,189.52	1,243.05	1,298.98	1,357.44	1,418.52	1,482.36	1,549.06	1,618.77	1,691.61
OFF'CR		29,595.67	30,927.46	32,319.21	33,773.57	35,293.40	36,881.58	38,541.27	40,275.61	42,088.00	43,981.97
12		16.441	17.181	17.954	18.762	19.606	20.489	21.411	22.374	23.381	24.433
POLICE		1,315.30	1,374.49	1,436.34	1,500.97	1,568.52	1,639.10	1,712.86	1,789.94	1,870.49	1,954.66
SGT		34,197.74	35,736.66	37,344.79	39,025.32	40,781.45	42,616.63	44,534.38	46,538.44	48,632.68	50,821.11
14		17.985	18.795	19.641	20.524	21.448	22.413	23.422	24.476	25.577	26.728
POLICE		1,438.83	1,503.58	1,571.24	1,641.95	1,715.83	1,793.05	1,873.73	1,958.05	2,046.16	2,138.24
LIEUT'NT		37,409.62	39,093.05	40,852.24	42,690.60	44,611.69	46,619.22	48,717.06	50,909.32	53,200.23	55,594.25
15		19.780	20.670	21.601	22.573	23.588	24.650	25.759	26.918	28.130	29.395
POLICE		1,582.42	1,653.63	1,728.04	1,805.81	1,887.07	1,971.99	2,060.73	2,153.46	2,250.36	2,351.63
CAPTAIN		41,142.97	42,994.39	44,929.15	46,950.97	49,063.76	51,271.63	53,578.85	55,989.91	58,509.45	61,142.37
16		22.019	23.010	24.046	25.128	26.258	27.440	28.675	29.965	31.314	32.723
POLICE		1,761.54	1,840.81	1,923.65	2,010.21	2,100.67	2,195.20	2,293.99	2,397.22	2,505.09	2,617.82
MAJOR		45,800.14	47,861.15	50,014.89	52,265.57	54,617.51	57,075.30	59,643.70	62,327.66	65,132.39	68,063.37

ORDINANCE

AN ORDINANCE TO PROVIDE A TAX LEVY FOR THE CITY OF COOKEVILLE, TENNESSEE, FOR THE FISCAL YEAR ENDING JUNE 30, 2013; TO PROVIDE MEANS FOR THE COLLECTION OF REVENUES; AND TO ESTABLISH THE DUE DATES AND DELINQUENCY DATES FOR PROPERTY TAXES

ORDINANCE NUMBER: O12-06-11
REQUESTED BY: FINANCE DIRECTOR
PREPARED BY: FINANCE DIRECTOR
APPROVED AS TO FORM & CORRECTNESS:
(CITY ATTORNEY)
PASSED 1ST READING: 6-21-12
PASSED 2ND READING: 6-28-12

MINUTE BOOK: _____ **PAGE:** _____

THE COUNCIL OF THE CITY OF COOKEVILLE, TENNESSEE, HEREBY ORDAINS:

SECTION I: That there shall be a property tax levy of the certified tax rate on each one-hundred dollars of taxable property, assessed at 25% for real property, 40% for commercial property, 55% for public utilities, and 30% for personal property within the corporate limits of Cookeville, Tennessee. Said property taxes to be allocated on the following basis:

General Fund	$0.79
General Obligation Debt Service Fund	0.06
Economic Development Fund	0.04
Quality of Life Fund	0.01
Total	**$0.90**

SECTION II: That said property taxes shall be due and payable on the first day of October, 2012, and shall accrue interest from and after the first day of March, 2013, as provided by state law. The City Clerk shall present a certified list of all prior year delinquent taxes to the Putnam County Clerk and Master on April 1, 2013, or as soon as practical, according to state law and the Clerk and Master shall collect said taxes and make his or her return thereon.

SECTION III: That there is hereby levied by and for the use of the City of Cookeville, Tennessee, a business tax upon merchants and other vocations, occupations, and businesses doing business of exercising a taxable privilege as defined by the Business Tax Act of the State of Tennessee and all amendments thereto. The proceeds of the business tax levy shall accrue to the General Fund.

SECTION IV: That the city's share of the state sales tax allocation shall accrue to the General Obligation Debt Service Fund.

SECTION V: That locally levied taxes be appropriated to match 20% of the State of Tennessee's appropriation for local streets and transportation.

SECTION VI: That all other revenue not herein provided for shall be allocated as directed by the city council. All revenues received from the operations of the Electric, Gas, and Water Quality Control Departments shall accrue to the Electric, Gas, and Water Quality Control Departments respectively.

SECTION VII: That all revenue collected from the operations of the Sanitation Fund shall be allocated to the Sanitation Fund.

SECTION VIII: That all prior year tax collections shall be allocated to the various funds on the basis of the tax rate allocation for that tax year.

ORDINANCE

SECTION IX: That the provisions of this ordinance are hereby declared to be severable, and if any of its sections, provisions, exceptions, sentences, clauses, phrases, or parts be held unconstitutional or void, or so as applied to any persons, then the remainder of this ordinance shall continue in full force and effect.

SECTION X: That the Office of the Cookeville City Clerk is hereby authorized to round individual ad valorem property tax amounts to the nearest dollar. Such rounding shall be applied uniformly to all property tax bills in the city for real and personal property, whether such property is locally assessed or centrally assessed and shall be accomplished by rounding amounts ending in $0.01 to $0.49 down to the nearest dollar and amounts ending in $0.50 to $0.99 up to the nearest dollar.

SECTION XI: That this ordinance shall take effect on July 1, 2012, the public welfare requiring it.

Matt Swallows, Mayor

ATTEST:

Cathy McClain, City Clerk

ORDINANCE

AN ORDINANCE AUTHORIZING APPROPRIATIONS FOR FINANCIAL AID TO PUBLIC SERVICE, NON-PROFIT, AND CHARITABLE ORGANIZATIONS FOR THE FISCAL YEAR ENDING JUNE 30, 2013

ORDINANCE NUMBER: O12-06-12
REQUESTED BY: FINANCE DIRECTOR
PREPARED BY: FINANCE DIRECTOR
APPROVED AS TO FORM & CORRECTNESS:
(CITY ATTORNEY)
PASSED 1ST READING: 6-21-12
PASSED 2ND READING: 6-28-12
MINUTE BOOK: _____ **PAGE:** _____

WHEREAS, pursuant to authority granted by Section 6-54-111, of the Tennessee Code Annotated, and in accordance with Section 0380-3-7.02 of the Official Compilation Rules and Regulations of the State of Tennessee, the City of Cookeville, Tennessee is authorized to make appropriations for financial aid to public service, non-profit, or charitable organizations; and,

WHEREAS, Section 0380-3-7.02 of the Official Compilation Rules and Regulations of the State of Tennessee requires that a special ordinance be adopted including each organization which is to receive funds; and,

WHEREAS, the Cookeville City Council may appropriate funds, in such amounts as it deems proper, for the financial aid of public service, non-profit, and charitable organizations whose year-round services benefit the general welfare of the residents of the municipality; and,

WHEREAS, funds appropriated for such organizations shall only be spent for operational functions.

THE COUNCIL OF THE CITY OF COOKEVILLE, TENNESSEE, HEREBY ORDAINS:

SECTION 1 that **$325,000** be appropriated to the Putnam County Library to assist with the operational expenses of the library.

SECTION 2 that **$47,530** be appropriated to Cookeville Senior Citizens to promote the general welfare of the citizens of the city.

SECTION 3 that **$28,000** be appropriated to the Upper Cumberland Regional Airport to promote the general welfare of the citizens of the city.

SECTION 4 that **$130,000** be appropriated to the Cookeville-Putnam County Chamber of Commerce to promote the economic welfare of the citizens of the city with $50,000 designated for the Highlands Initiative, Phase III and $50,000 designated for Convention & Visitors Bureau Sports Council.

SECTION 5 that **$25,400** be appropriated to the Emergency Management Agency to promote disaster assistance and emergency protection for the citizens of the city.

SECTION 6 that **$32,417** be appropriated to CityScape to promote the general welfare of the citizens of the city with $15,306 to be used in support of the annual Cookeville Fall FunFest.

SECTION 7 that **$18,608** be appropriated to the Cookeville Arts Council to promote the arts and to help educate the public.

SECTION 8 that **$1,900** be appropriated to the Cumberland Arts Society to promote the arts and to help educate the public.

ORDINANCE

SECTION 9 that **$45,589** be appropriated to the Tennessee Rehabilitation Center to promote training of the handicapped for employment.

SECTION 10 that **$9,000** be appropriated to the Cookeville-Putnam County Clean Commission to promote a beautification program in the city.

SECTION 11 that **$11,407** be appropriated to Genesis House (Alliance Against Domestic Violence) to promote the general welfare of the citizens of the city.

SECTION 12 that **$11,407** be appropriated to the Helping Hands of Putnam County to promote the general welfare of the citizens of the city.

SECTION 13 that **$10,000** be appropriated to WCTE-TV Public Television to promote the general welfare of the citizens of the city.

SECTION 14 that **$2,377** be appropriated to the H.J. Stephens Center for Child Abuse to promote the general welfare of the citizens of the city.

SECTION 15 that **$6,000** be appropriated to Kids, Putnam to promote the general welfare of the citizens of the city.

SECTION 16 that **$10,000** be appropriated to Putnam County Imagination Library Program to promote the general welfare of the citizens of the city.

SECTION 17 that **$1,901** be appropriated to the Upper Cumberland Human Resources Agency to be used exclusively for the Meals on Wheels program.

SECTION 18 that **$7,500** be appropriated to the 13th Judicial District Adult Drug Court Program to be used exclusively for drug court treatment programs.

SECTION 19 that **$1,500** be appropriated to Upper Cumberland Human Resources Agency to be used exclusively for the Court Appointed Special Advocates Program (CASA).

SECTION 20 that **$1,500** be appropriated to Cookeville Children's Museum, Inc. to promote the general welfare of the citizens of the city.

SECTION 21 that **$4,000** be appropriated to Upper Cumberland Child Advocacy Center to promote the general welfare of the citizens of the city.

SECTION 22 that **$6,769** be appropriated to TN Central Heritage Rail Trail to promote the general welfare of the citizens of the city.

SECTION 23 that **$8,000** be appropriated to Putnam County Veterans Organization to promote the general welfare of the citizens of the city.

SECTION 24 that this ordinance shall take effect on July 1, 2012, the public welfare requiring it.

Matt Swallows, Mayor

ATTEST:

Cathy McClain, City Clerk

ORDINANCE

AN ORDINANCE SETTING APPROPRIATIONS FOR THE VARIOUS FUNDS, DEPARTMENTS, AND AGENCIES OF COOKEVILLE, TENNESSEE, FOR THE FISCAL YEAR ENDED JUNE 30, 2013

ORDINANCE NUMBER: O11-06-13
REQUESTED BY: FINANCE DIRECTOR
PREPARED BY: FINANCE DIRECTOR
APPROVED AS TO FORM & CORRECTNESS:
(CITY ATTORNEY)
PASSED 1ST READING: 6-21-12
PASSED 2ND READING: 6-28-12
MINUTE BOOK: _____ **PAGE:** _____

THE COUNCIL OF THE CITY OF COOKEVILLE, TENNESSEE, HEREBY ORDAINS:

SECTION I: That from the fund balance and revenue of the General Fund, the following appropriations be adopted for the fiscal year ending June 30, 2013:

GENERAL FUND

EXPENDITURES:

Operating Expenditures:	
General Government	$2,694,108
General Government Capital	$8,000
Contributions to Non-Profits and Other Governmental Agencies	730,555
Police Department	7,573,853
Police Capital	521,530
Fire Department	4,088,590
Fire Capital	114,500
Department of Leisure Services	1,487,691
Department of Leisure Services Capital	5,000
Department of Parks and Maintenance	1,243,277
Department of Parks and Maintenance Capital	48,800
Department of Public Works	2,821,376
Department of Public Works Capital	569,000
Department of Planning and Codes	1,164,473
Department of Planning and Codes Capital	19,125
Transfer to Animal Control Fund	64,220
Transfer to Tree Board Fund	3,000
TOTAL GENERAL FUND	**$23,157,098**

SECTION II: That from the fund balance and revenue of the State Street Aid Fund, the following appropriations be adopted for the fiscal year ending June 30, 2013:

STATE STREET AID FUND

EXPENDITURES:

Paving	$600,000
Sidewalk Improvements	30,000
Improvements to Intersections	75,000
Salt Purchases	45,000
Other Operating Expenditures	100
Capital Expenditures	203,847
TOTAL STATE STREET AID FUND	**$953,947**

ORDINANCE

SECTION III: That from the fund balance and revenue of the Solid Waste Fund, the following appropriations be adopted for the fiscal year ending June 30, 2013:

SOLID WASTE FUND

EXPENDITURES:	
Residential Collection	$358,930
Commercial Collection	614,530
Brush Collection	219,700
Other Operating Expenditures	107,745
Capital Expenditures	401,500
TOTAL SANITATION FUND	**$1,702,405**

SECTION IV: That from the fund balance and revenue of the Drug Fund, the following appropriations be adopted for the fiscal year ending June 30, 2013:

DRUG FUND

EXPENDITURES:	
Investigation	$2,000
Other Expenditures	28,350
TOTAL DRUG FUND	**$30,350**

SECTION V: That from the fund balance and revenue of the Tree Board Fund, the following appropriations be adopted for the fiscal year ending June 30, 2013:

TREE BOARD FUND

EXPENDITURES:	
Tree Board	$3,320
TOTAL TREE BOARD FUND	**$3,320**

SECTION VI: That from the fund balance and revenue of the Animal Control Fund, the following appropriations be adopted for the fiscal year ending June 30, 2013:

ANIMAL CONTROL FUND

EXPENDITURES:	
Animal Control	$222,868
Animal Control - Capital	1,388,000
TOTAL ANIMAL CONTROL FUND	**$1,610,868**

ORDINANCE

SECTION VII: That from the fund balance and revenue of the Economic Development Fund, the following appropriations be adopted for the fiscal year ending June 30, 2013:

ECONOMIC DEVELOPMENT FUND

EXPENDITURES:	
Economic Development Operating Expenditures	$200
Industrial Park Expenditures	2,609,473
Lee Seminary Road Expenditures	731,318
Transfer to General Fund (Highlands Contribution & Sports Council)	100,000
TOTAL ECONOMIC DEVELOPMENT FUND	**$3,440,991**

SECTION VIII: That from the fund balance and revenue of the Quality of Life Fund, the following appropriations be adopted for the fiscal year ending June 30, 2013:

QUALITY OF LIFE FUND

EXPENDITURES:	
Administrative Operating Expenditures	100
Parks & Recreation Improvements	17,200
Rails with Trails - Construction Expenditures	2,292,648
Transfer to General Fund (Heritage Trail Contribution)	6,769
TOTAL QUALITY OF LIFE FUND	**$2,316,717**

SECTION IX: That from the fund balance and revenue of the General Obligation Debt Service Fund, the following appropriations be adopted for the fiscal year ending June 30, 2013:

GENERAL OBLIGATION DEBT SERVICE FUND

EXPENDITURES:	
Principal on Bonds	$862,500
Interest on Bonds	444,098
Principal on Notes/Loan Agreements	2,183,750
Interest on Notes/Loan Agreements	551,549
Miscellaneous	20,700
TOTAL GENERAL OBLIGATION DEBT SERVICE FUND	**$4,062,597**

SECTION X: That from the fund balance and revenue of the Employee Health Insurance Fund, the following appropriations be adopted for the fiscal year ending June 30, 2013:

EMPLOYEE HEALTH INSURANCE FUND

EXPENDITURES:	
Premiums	$541,800
Claims	3,105,000
Other	2,500
TOTAL EMPLOYEE HEALTH INSURANCE FUND	**$3,649,300**

ORDINANCE

SECTION XI: That from the fund balance and revenue of the Workers Comp/Liability Insurance Fund, the following appropriations be adopted for the fiscal year ending June 30, 2013:

WORKERS COMP/LIABILITY INSURANCE FUND

EXPENDITURES:	
Administration	$12,620
Claims	500,000
TOTAL WORKERS COMP/LIABILITY INSURANCE FUND	**$512,620**

SECTION XII: That from the cash balance, revenue and bond/note proceeds of the Water Quality Control Department the following appropriations be adopted for the fiscal year ending June 30, 2013:

WATER QUALITY CONTROL DEPARTMENT

EXPENDITURES:	
Water Plant	$3,174,086
Water Distribution System	1,486,210
Warehouse	249,150
Administration and General Expense	3,855,239
Sewer Collection Lines	399,504
Sewer Lift Stations	345,930
Sewer Plant	1,220,805
Nonoperating Expenses	542,078
Debt Service	1,419,354
Capital Expenses	7,878,000
TOTAL WATER QUALITY CONTROL DEPARTMENT	**$20,570,356**

SECTION XIII: That from the cash balance, revenue and bond proceeds of the Electric Department, the following appropriations be adopted for the fiscal year ending June 30, 2013:

ELECTRIC DEPARTMENT

EXPENDITURES:	
Operating Expense	$52,179,169
Maintenance Expense	1,095,430
Equipment and Materials	1,855,692
Debt Service	2,118,473
TOTAL ELECTRIC DEPARTMENT	**$57,248,764**

ORDINANCE

SECTION XIV: That from the cash balance, revenue and bond proceeds of the Gas Department, the following appropriations be adopted for the fiscal year ending June 30, 2013:

GAS DEPARTMENT

EXPENDITURES:	
Purchased Gas	$5,665,000
Transmission and Distribution	702,870
Administration and General Expense	1,848,136
Nonoperating Expense	40,596
Debt Service	400,000
Capital Expense	661,625
TOTAL GAS DEPARTMENT	**$9,318,227**

SECTION XV: That from the revenue of the Customer Service Department, the following appropriations be adopted for the fiscal year ending June 30, 2013:

CUSTOMER SERVICE DEPARTMENT

EXPENDITURES:	
Meter Reading	$294,520
Customer Service	814,190
Capital Expense	54,000
TOTAL CUSTOMER SERVICE DEPARTMENT	**$1,162,710**

SECTION XVI: That from the cash balance, revenue and bond proceeds of the Cookeville Regional Medical Center the following appropriations be adopted for the fiscal year ending June 30, 2013; and Cookeville Regional Medical Center Authority is authorized to do all things necessary to implement the projects detailed therein including the lease or rental of real property operated and controlled by Cookeville Regional Medical Center Authority.

COOKEVILLE REGIONAL MEDICAL CENTER

EXPENDITURES:	
Operating Expense	$263,733,595
Payments In-Lieu of Taxes	700,000
Departmental Capital Expense	11,956,260
Expansion/Hospital Renovations	18,950,000
Expenses with Joint Ventures	6,388,853
TOTAL COOKEVILLE REGIONAL MEDICAL CENTER	**$301,728,708**

SECTION XVII: That this ordinance shall take effect on July 1, 2012, the public welfare requiring it.

Matt Swallows, Mayor

ATTEST:

Cathy McClain, City Clerk

City of Cookeville

BUDGET SUMMARY

FOR THE FISCAL YEAR ENDING JUNE 30, 2013

Account Description	Actual Fiscal Yr. 2011	Budget Fiscal Yr. 2012	Estimated Fiscal Yr. 2012	Proposed Fiscal Yr. 2013
REVENUE				
Local Taxes	18,778,021	18,957,196	19,622,121	20,333,855
Licenses and Permits	386,457	247,200	262,500	257,700
Intergovernmental Revenue	903,483	902,000	1,033,391	971,000
Charges for Services	245,707	180,700	198,775	189,100
Fines, Forfeitures/Penalties	378,475	314,000	382,684	382,500
Other Revenue	503,397	479,300	580,309	492,065
Total Revenue	**21,195,540**	**21,080,396**	**22,079,780**	**22,626,220**
Capital Outlay Notes	**0**	**480,000**	**500,000**	**0**
Transfer from Quality of Life Fund	**0**	**7,244**	**7,244**	**6,769**
Transfer from Economic Development Fund	**0**	**50,000**	**50,000**	**100,000**
Contribution from CRMC 7th Street	**0**	**650,000**	**300,000**	**350,000**
Contribution from E911 - Digital Radio Conversion		**0**	**0**	**141,000**
Reserve - Police Radio Conversion		**0**	**0**	**27,004**
Fund Balance, July 1st, Beginning of Year	**8,025,028**	**7,182,280**	**8,144,858**	**7,825,604**
Total Available Funds	**29,609,259**	**29,449,920**	**31,081,882**	**31,076,597**
EXPENDITURES				
General Government-Operating	2,394,657	2,531,867	2,553,961	2,694,108
General Government -Capital	135,856	35,000	28,715	8,000
Contributions to Nonprofits	616,614	681,031	681,031	730,555
Police -Operating	6,909,747	7,318,383	7,276,682	7,573,853
Police -Capital	200,311	267,200	283,218	521,530
Fire -Operating	3,607,307	3,976,650	3,821,542	4,088,590
Fire -Capital	0	45,000	45,000	114,500
Leisure Services -Operating	1,293,531	1,400,108	1,374,578	1,487,691
Leisure Services -Capital	15,783	31,000	117,998	5,000
Parks and Maintenance-Operating	1,101,975	1,167,518	1,118,654	1,243,277
Parks and Maintenance-Capital	0	90,500	73,547	48,800
Public Works -Operating	2,444,931	2,653,530	2,634,933	2,821,376
Public Works -Capital	53,500	860,000	2,058,883	569,000
Planning and Codes - Operating	972,766	1,118,134	1,112,568	1,164,473
Planning and Codes - Capital	0	149,500	137,748	19,125
Total Operating Expenditures	**19,341,528**	**20,847,220**	**20,573,949**	**21,803,923**
Total Capital Expenditures	**405,450**	**1,478,200**	**2,745,109**	**1,285,955**
Total Expenditures	**19,746,978**	**22,325,420**	**23,319,058**	**23,089,878**
Transfer to Animal Control Fund	**64,220**	**64,220**	**64,220**	**64,220**
Transfer to Tree Board Fund	**3,000**	**3,000**	**3,000**	**3,000**
Transfer to State Street Aid (paving)		**250,000**	**250,000**	**0**
Transfer to Economic Development Fund	**1,261,504**	**0**	**0**	**0**
TOTAL EXPENDITURES AND TRANSFERS	**21,075,702**	**22,642,640**	**23,636,278**	**23,157,098**

Department of General Government

CONTRIBUTIONS TO NONPROFITS & OTHER GOVERNMENTAL ENTITIES
110 GENERAL FUND
STATEMENT OF PROPOSED EXPENDITURES
FOR THE FISCAL YEAR ENDING JUNE 30, 2013

ACCOUNT NUMBER FUNCTION	OBJECT	FUND #110 Account Description	Actual Fiscal Yr. 2011	Budget Fiscal Yr. 2012	Estimated Fiscal Yr. 2012	Proposed Fiscal Yr. 2013
		GOVERNMENTAL AGENCIES/JOINT VENTURES:				
41910	711	PUTNAM CO LIBRARY	296,557	325,000	325,000	325,000
41910	716	COOKEVILLE SENIOR CITIZENS	47,530	47,530	47,530	47,530
41910	718	UPPER CUMBERLAND REG AIRPORT	28,000	28,000	28,000	28,000
41910	718	UPPER CUMBERLAND REG AIRPORT - AIRSHOW	0	5,000	5,000	0
41910	719	CHAMBER OF COMMERCE	14,750	14,750	14,750	14,750
		Contributions from Utility Depts $15,250				
41910	719	CHAMBER OF COMMERCE - Highlands Initiative II	30,000	50,000	50,000	50,000
41910	719	CHAMBER OF COMMERCE - Sports Council	0	0	0	50,000
41910	727	EMERGENCY MANAGEMENT AGENCY	25,400	25,400	25,400	25,400
41910	729	CITY SCAPE	17,111	17,111	17,111	17,111
41910	729	CITY SCAPE - FALL FUNFEST	15,306	15,306	15,306	15,306
41910	753	TN CENTRAL HERITAGE RAIL TRAIL	0	7,244	7,244	6,769
		TOTAL GOVERNMENTAL AGENCIES	**474,654**	**535,341**	**535,341**	**579,866**
		CHARITABLE/ NONPROFIT AGENCIES:				
41910	713	COOKEVILLE ARTS COUNCIL	18,608	18,608	18,608	18,608
41910	714	CUMBERLAND ARTS SOCIETY	1,901	1,901	1,901	1,900
41910	715	TENNESSEE REHABILITATION CENTER	48,589	48,589	48,589	45,589
41910	717	CLEAN COMMISSION	11,270	9,000	9,000	9,000
41910	722	UCHRA - MEALS ON WHEELS PROGRAM	1,901	1,901	1,901	1,901
41910	723	GENESIS HOUSE (AADV)	11,407	11,407	11,407	11,407
41910	724	HELPING HANDS OF PUTNAM COUNTY	11,407	11,407	11,407	11,407
41910	728	WCTE-TV PUBLIC TELEVISION	5,000	5,000	5,000	5,000
41910	728	WCTE-TV PUBLIC TELEVISION - Advertising	5,000	5,000	5,000	5,000
41910	732	HJ STEPHENS CENTER FOR CHILD ABUSE	2,377	2,377	2,377	2,377
41910	733	KIDS, PUTNAM	7,000	6,000	6,000	6,000
41910	739	UPPER CUMBERLAND DRUG COURT	7,500	0	0	0
41910	739	13TH JUDICIAL DISTRICT ADULT DRUG COURT	0	7,500	7,500	7,500
41910	795	PUTNAM COUNTY IMAGINATION LIBRARY	10,000	10,000	10,000	10,000
41910	752	COURT APPOINTED SPECIAL ADVOCATES	0	1,500	1,500	1,500
41910	751	COOKEVILLE CHILDRENS MUSEUM	0	1,500	1,500	1,500
41910	750	CHILD ADVOCACY CENTER	0	4,000	4,000	4,000
41910		PUTNAM COUNTY VETERANS ORGANIZATION	0	0	0	8,000
		TOTAL CHARITABLE/ NONPROFIT AGENCIES	**141,960**	**145,690**	**145,690**	**150,689**
		Total Contributions	**616,614**	**681,031**	**681,031**	**730,555**

110 GENERAL FUND
FOR THE FISCAL YEAR ENDING JUNE 30, 2013

ACCT #	FUND #110 Account Description	Actual Fiscal Yr. 2011	Budget Fiscal Yr. 2012	Estimated Fiscal Yr. 2012	Proposed Fiscal Yr. 2013
	LOCAL TAXES				
31111	PROPERTY TAX (CURRENT YEAR)	4,843,029	5,071,100	5,077,000	5,463,833
31211	DELINQ PROP TAX - CC (1ST PRIOR YR)	130,799	95,000	143,119	115,000
31212	DELINQ PROP TAX - CLERK & MASTER	46,894	20,000	34,437	20,000
31320	INTEREST & PENALTY-PROP TAX (DELINC	47,322	25,000	28,534	25,000
31511	IN LIEU - ELECTRIC DEPT	835,202	851,000	851,000	900,000
31512	IN LIEU - WATER QUALITY CONTROL DEP	230,906	227,168	227,168	246,759
31514	IN LIEU - GAS DEPT	192,757	195,076	195,076	197,856
31515	IN LIEU - CKVL HOUSING AUTHORITY	40,605	40,000	39,934	40,000
31517	IN LIEU - LAUREL CREEK	618	700	752	750
31521	INDUSTRIAL DEVELOPMENT FEE	45,838	45,800	46,005	46,000
31610	LOCAL SALES TAX - CO TRUSTEE	9,938,025	9,914,084	10,370,782	10,655,979
31710	WHOLESALE BEER TAX	1,048,640	1,020,000	1,042,854	1,043,000
31720	WHOLESALE LIQUOR TAX	93,571	300,000	332,602	315,000
31810	BUSINESS TAX	973,828	892,268	954,112	985,678
31811	MINIMUM BUSINESS TAX	4,380	0	4,385	4,000
31912	CABLE TV FRANCHISE FEE	267,817	260,000	274,361	275,000
31913	CABLE TV FRANCHISE AUDIT	37,790	0	0	0
TOTAL	**LOCAL TAXES**	**18,778,021**	**18,957,196**	**19,622,121**	**20,333,855**
	LICENSES AND PERMITS				
32130	TAXICAB PERMITS	3,342	3,200	3,223	3,200
32210	BEER PERMIT	5,500	7,000	5,600	6,500
32220	BEER PRIVILEGE LICENSE (ANNUAL)	11,896	12,000	12,058	12,000
32230	LIQUOR LICENSE	38,332	30,000	29,350	30,000
32610	BUILDING PERMITS	191,951	95,000	104,136	100,000
32615	PLAN REVIEW FEES	13,176	10,000	7,333	8,000
32620	ELECTRIC PERMITS/INSPECTIONS	57,228	35,000	49,000	45,000
32630	PLUMBING PERMIT	17,536	14,000	10,564	12,000
32650	MECHANICAL PERMIT	21,573	17,000	15,653	17,000
32660	PLAN / ZONE / MAPS	9,497	6,000	6,459	6,000
32690	MISCELLANEOUS PERMITS	4,247	4,000	5,702	4,000
32692	TEMPORARY SALES PERMIT	(190)	2,000	2,050	2,000
32760	SECURITY ALARM PERMIT	2,069	2,000	1,372	2,000
32770	FIREWORKS PERMIT	10,300	10,000	10,000	10,000
TOTAL	**LICENSES AND PERMITS**	**386,457**	**247,200**	**262,500**	**257,700**
	INTERGOVERNMENTAL REVENUE				
33112	FEDERAL HOMELAND SECURITY GRANT	0	0	0	0
33194	FEDERAL GOV'T - DEPT OF JUSTICE	11,104	0	(4,000)	0
33198	FEDERAL ARRA GRANT	4,884		0	0
33320	TVA PAYMENTS IN LIEU OF TAXES	299,982	300,000	351,678	351,000
33430	SAFETY/LAW ENFORCE GRANTS	0	0	27,000	0
33520	STATE INCOME TAX	256,762	299,000	349,379	315,000
33530	STATE BEER TAX	13,906	14,000	15,552	14,000
33541	STATE MIXED DRINK TAX	129,086	130,000	122,025	125,000
33553	STATE GASOLINE INSPECTION FEE	57,212	57,000	62,442	57,000
33594	STATE-FIRE & POLICE SUPPLEMENTS	69,000	66,000	67,700	69,000
33593	STATE EXCISE TAX	36,198	36,000	41,615	40,000
33730	GRANT CITY OF KNOXVILLE (PD)	25,349	0	0	0
TOTAL	**INTERGOVERNMENTAL REVENUE**	**903,483**	**902,000**	**1,033,391**	**971,000**

110 GENERAL FUND
FOR THE FISCAL YEAR ENDING JUNE 30, 2013

ACCT #	FUND #110 Account Description	Actual Fiscal Yr. 2011	Budget Fiscal Yr. 2012	Estimated Fiscal Yr. 2012	Proposed Fiscal Yr. 2013
	CHARGES FOR SERVICES				
34121	CLERK FEES - BUSINESS TAX	12,372	9,500	11,055	10,500
34192	PACKAGE STORE APPLICATION FEE	4,856	0	0	0
34241	HANDGUN PERMIT CLASS	850	250	925	500
34314	MOWING	689	0	0	0
34741	CANE CREEK CONCESSIONS	2,350	1,800	2,058	1,800
34742	CANE CREEK SHELTER RENT	11,779	7,000	8,736	8,500
34743	CANE CREEK RECREATIONAL RENT	5,658	5,500	4,588	5,000
34751	DRAMA CENTER - RENTAL FEES	22,297	12,000	15,988	14,000
34752	DRAMA CENTER - ADMISSIONS	7,356	10,000	7,209	10,000
34755	DRAMA CENTER - CONCESSIONS	662	350	598	500
34756	DRAMA CENTER - SEAT SPONSORSHIP	200	0	0	0
34761	DAY CAMP FEES	48,528	40,000	41,214	40,000
34810	ATHLETIC TEAM LEAGUE FEES	19,885	19,000	18,660	19,000
34812	ATHELETIC LEAGUE PLAYER FEES	5,368	5,500	5,070	5,000
34813	FIELD RENTAL - PRACTICE	180	300	350	300
34815	FACILITY RENTAL FEES - TOURNAMENT	8,321	7,000	6,856	7,000
34816	CONCESSIONS	44,165	30,000	40,007	35,000
34820	GYMNASIUM ADMISSIONS	17,003	15,000	16,475	15,000
34821	GYMNASIUM FACILITIES RENTAL	11,725	7,500	8,182	7,500
34822	GYMNASIUM LEAGUE FEES	5,656	2,500	2,153	2,000
34823	GYMNASIUM CONCESSIONS	12,301	6,000	6,166	6,000
34824	GYMNASIUM PLAYER FEES	2,398	500	1,958	500
34912	CITIZENS ACADEMY - POLICE DEPT	655	500	525	500
34914	CITIZENS ACADEMY - FIRE DEPT	365	500	0	500
34932	CASH OVER	88	0	2	0
TOTAL	**CHARGES FOR SERVICES**	**245,707**	**180,700**	**198,775**	**189,100**
	FINES, FORFEITURES & PENALTIES				
35110	CITY COURT FINES AND COSTS	301,860	250,000	313,365	315,000
35120	PARKING FINES	5,035	2,000	2,815	2,000
35130	DEFENSIVE DRIVING SCHOOL FINES	24,714	22,000	22,109	22,000
35150	COURT OFFICERS' FEES	5,671	5,000	5,003	5,000
35161	COUNTY COURT FINES	35,796	30,000	34,580	34,000
35400	FALSE ALARMS	5,399	5,000	4,812	4,500
TOTAL	**FINES, FORFEITURES & PENALTIES**	**378,475**	**314,000**	**382,684**	**382,500**

110 GENERAL FUND
FOR THE FISCAL YEAR ENDING JUNE 30, 2013

ACCT #	FUND #110 Account Description	Actual Fiscal Yr. 2011	Budget Fiscal Yr. 2012	Estimated Fiscal Yr. 2012	Proposed Fiscal Yr. 2013
	OTHER REVENUE				
36110	INTEREST EARNINGS - CHECKING	13,222	10,000	15,183	12,000
36130	INTEREST EARNINGS - LGIP	4,951	5,000	3,091	3,000
36150	INTEREST EARNING - MONEY MARKET	9,590	5,400	5,697	5,500
36210	RENT	17,205	15,000	19,175	15,175
36311	SALE OF LAND	11,825	0	0	0
36330	SALE OF EQUIPMENT, VEHICLES, ETC.	0	0	36,224	0
36331	SALE OF POLICE DEPT ITEMS	0	0	36,005	0
36341	SALE OF CEMETERY LOTS	31,300	20,000	25,700	20,000
36342	SALE OF CEMETERY MARKERS	2,020	500	1,650	1,000
36343	MISCELLANEOUS CEMETERY	445	0	150	50
36424	INSURANCE PREMIUM REFUNDS	0	0	15,633	0
36440	COPIES	13,227	9,000	10,173	9,000
36451	INTERGOVTL - VEHICLE EXPENSE	31,550	25,000	21,330	22,000
36453	INTERGOVTL - ADMINISTRATIVE EXPENSE	364,200	389,300	389,300	404,240
36495	RETURNED CHECK SERVICE CHARGE	460	100	360	100
36499	MISCELLANEOUS	3,402	0	638	0
TOTAL	**OTHER REVENUE**	**503,397**	**479,300**	**580,309**	**492,065**
TOTAL REVENUE		**21,195,540**	**21,080,396**	**22,079,780**	**22,626,220**
CAPITAL OUTLAY NOTES		**0**	**480,000**	**500,000**	**0**
TRANSFER FROM QUALITY OF LIFE FUND		**0**	**7,244**	**7,244**	**6,769**
TRANSFER FROM ECONOMIC DEVELOPMENT FUND		**0**	**50,000**	**50,000**	**100,000**
CONTRIBUTION FROM CRMC 7TH STREET		**0**	**650,000**	**300,000**	**350,000**
CONTRIBUTION FROM PUTNAM COUNTY E911 - PUBLIC SAFETY DIGITAL RADIO CONVERSI					**141,000**
RESERVE - POLICE DEPT EQUIPMENT		**0**	**0**	**0**	**27,004**
FUND BALANCE, JULY 1ST, BEGINNING OF YEAR		**8,025,028**	**7,182,280**	**8,144,858**	**7,825,604**
TOTAL AVAILABLE FUNDS		**29,220,568**	**29,449,920**	**31,081,882**	**31,076,597**

CITY OF COOKEVILLE
DEPARTMENT OF GENERAL GOVERNMENT & CUSTOMER SERVICE

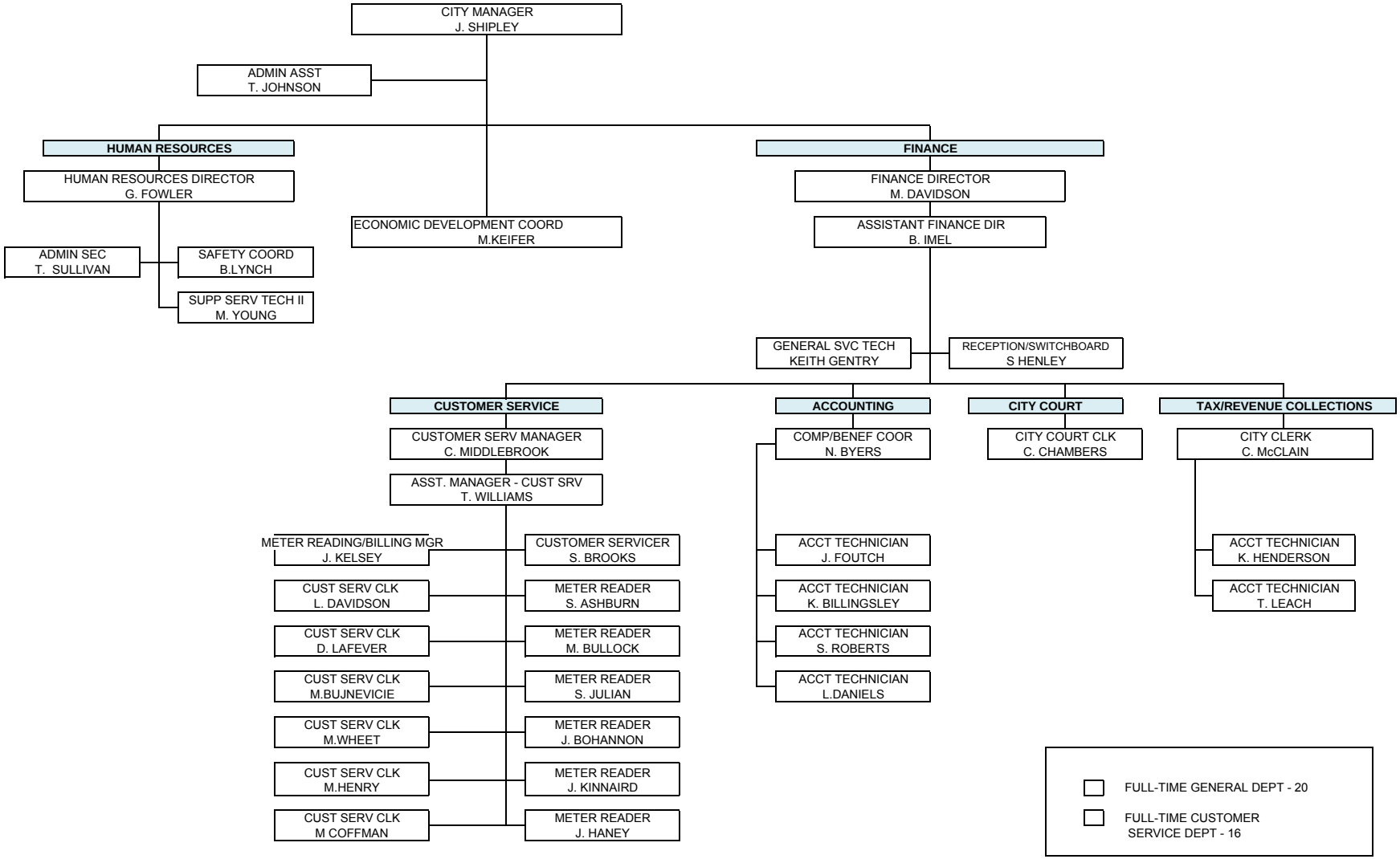

JULY, 2012

DEPARTMENT OF GENERAL GOVERNMENT

110 GENERAL FUND
STATEMENT OF PROPOSED EXPENDITURES
FOR THE FISCAL YEAR ENDING JUNE 30, 2013

ACCOUNT NUMBER FUNCTION	OBJECT	FUND #110 Account Description	Actual Fiscal Yr. 2011	Budget Fiscal Yr. 2012	Estimated Fiscal Yr. 2012	Proposed Fiscal Yr. 2013
		GENERAL GOVERNMENT				
41110	111	SALARIES & WAGES-REGULAR	919,712	972,200	977,465	1,028,000
41110	112	SALARIES & WAGES-O/T	0	250	0	250
41110	113	SALARIES & WAGES-TEMP/SEASONAL	1,467	1,000	1,772	2,000
41110	119	EMT/PARAMEDIC PAY	538	0	1,479	1,500
41110	141	FICA	68,980	74,469	74,135	78,814
41110	142	HOSPITAL AND HEALTH INS	83,107	94,800	109,898	110,400
41110	143	RETIREMENT - CURRENT	138,648	158,218	151,250	165,034
41110	146	WORKMEN'S COMPENSATION	3,212	3,700	2,055	2,500
41110	147	UNEMPLOYMENT CLAIMS	0	0	0	0
41110	148	EMPLOYEE EDUCATION & TRAINING	1,697	6,000	5,687	6,000
41110	149	RETIREMENT INSURANCE PREM	9,921	10,080	9,364	9,360
41110	172	ELECTION COSTS	1,995	0	0	0
41110	177	REAPPRAISAL FEES	18,888	15,000	30,906	22,000
41110	191	DRUG AND ALCOHOL TESTING	132	500	179	500
41110	195	WELLNESS	2,688	3,500	2,880	3,500
41110	196	EMPLOYEE PHYSICALS & TESTING	0	250	0	250
41110	211	POSTAGE	10,083	12,000	11,688	13,000
41110	221	PRINTING	949	2,200	960	2,000
41110	224	COPIES	7,478	8,000	9,307	8,500
41110	231	PUBLICATIONS	3,983	4,000	3,654	4,000
41110	232	DUES	20,020	19,500	22,062	22,800
41110	233	SUBSCRIPTIONS	1,690	2,500	1,716	2,000
41110	235	REGISTRATION, SEMINARS & MEMBERSH	10,006	7,000	7,789	8,000
41110	241	UTILITIES	878,391	900,000	903,642	928,800
41110	245	TELEPHONE	15,698	17,000	16,209	17,000
41110	252	LEGAL SERVICES	51,459	65,000	54,301	65,000
41110	253	ACCOUNTING & AUDITING SERVICES	15,844	17,500	16,553	17,500
41110	255	DATA PROCESSING SERVICES	3,573	4,200	3,537	4,200
41110	257	SOFTWARE LICENSING FEES	19,408	20,000	19,523	21,900
41110	261	REPAIR & MAINT - MOTOR VEHICLES	1,478	2,000	1,293	2,000
41110	262	REPAIR & MAINT-COMPUTERS (HRDWR)	0	3,000	4,650	3,000
41110	263	REPAIR & MAINT-EQUIPMENT	420	1,000	967	1,000
41110	265	REPAIR & MAINT-GROUND/GRND IMPRV	175	1,200	1,200	1,500
41110	266	REPAIR & MAINT-BUILDINGS	25,769	15,000	22,372	20,000
41110	279	CONTRACTED SERVICES		0	0	30,000
41110	281	TRAVEL	8,190	10,000	8,631	10,000
41110	311	OFFICE SUPPLIES	13,912	12,500	12,967	13,000
41110	312	SMALL ITEMS OF EQUIPMENT	5,520	6,000	5,721	6,000
41110	315	COMPUTER SUPPLIES	1,977	4,000	3,860	4,000
41110	317	SMALL ITEMS OF OUTDOOR EQUIPMENT	1,153	10,000	9,900	10,000
41110	319	MATERIALS AND SUPPLIES	922	4,500	1,038	4,500
41110	324	JANITORIAL SUPPLIES	3,056	5,000	3,756	5,000
41110	326	CLOTHING AND UNIFORMS	211	300	240	300
41110	331	GAS, OIL, DIESEL FUEL, GREASE, ETC	686	1,500	786	1,500
41110	513	PROPERTY & LIAB INSURANCE	8,826	10,000	10,303	10,500
41110	582	CLAIMS & DAMAGES	7,987	0	4,898	0
41110	891	BANK SERVICE CHARGES	7,342	7,000	6,559	7,000
41110	899	MISCELLANEOUS EXPENSE	17,466	20,000	16,809	20,000
TOTAL	**GENERAL DEPARTMENT**		**2,394,657**	**2,531,867**	**2,553,961**	**2,694,108**
TOTAL	**GENERAL GOVT OPERATING EXPENDITURES**		**2,394,657**	**2,531,867**	**2,553,961**	**2,694,108**

DEPARTMENT OF GENERAL GOVERNMENT

110 GENERAL FUND
STATEMENT OF PROPOSED EXPENDITURES
FOR THE FISCAL YEAR ENDING JUNE 30, 2013

ACCOUNT NUMBER FUNCTION	OBJECT	FUND #110 Account Description	Actual Fiscal Yr. 2011	Budget Fiscal Yr. 2012	Estimated Fiscal Yr. 2012	Proposed Fiscal Yr. 2013
		CAPITAL EXPENDITURES				
41190	911	LAND, ROW, EASEMENTS, ETC	109,553	0	0	0
41190	929	BLDG RENOVATIONS/IMPROVEMENTS	26,303	0	12,766	0
41190	948	COMPUTER EQUIPMENT/SOFTWARE	0	35,000	15,949	8,000
		replacement server for local govt software				
TOTAL		**CAPITAL EXPENDITURES**	**135,856**	**35,000**	**28,715**	**8,000**
TOTAL EXPENDITURES			**2,530,513**	**2,566,867**	**2,582,676**	**2,702,108**
TRANSFER TO ECONOMIC DEVELOPMENT FUND			**1,261,504**	**0**	**0**	**0**
TRANSFER TO STATE STREET AID (Paving)				**250,000**	**250,000**	**0**
TRANSFER TO ANIMAL CONTROL FUND			**64,220**	**64,220**	**64,220**	**64,220**
TRANSFER TO TREE BOARD			**3,000**	**3,000**	**3,000**	**3,000**
TOTAL DEPT OF GENERAL GOVERNMENT EXPENDITURI			**3,859,237**	**2,884,087**	**2,899,896**	**2,769,328**

Cookeville Police Department / July 2012

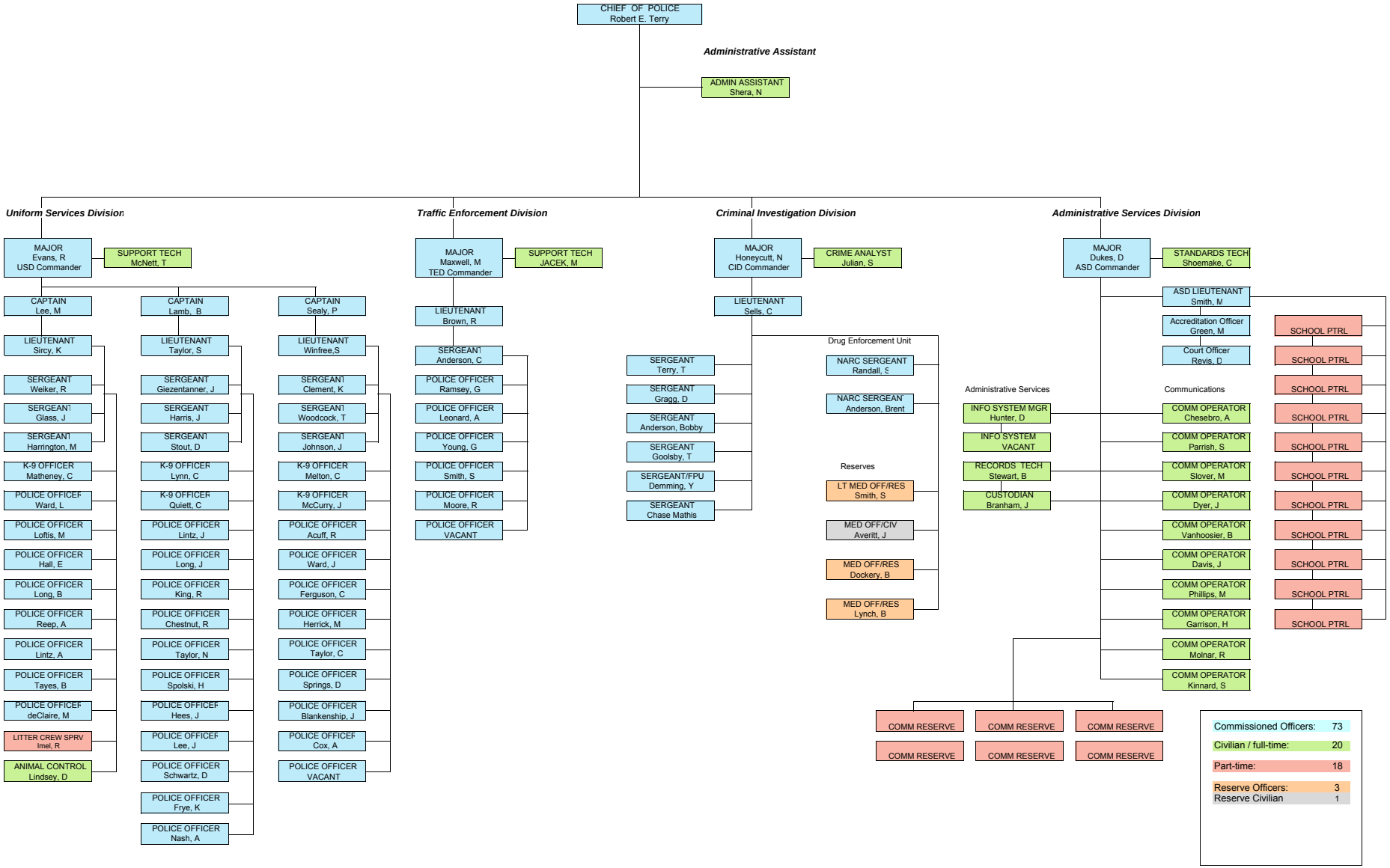

POLICE DEPARTMENT

110 GENERAL FUND
STATEMENT OF PROPOSED EXPENDITURES
FOR THE FISCAL YEAR ENDING JUNE 30, 2013

ACCOUNT NUMBER FUNCTION	OBJECT	FUND #110 Account Description	Actual Fiscal Yr. 2011	Budget Fiscal Yr. 2012	Estimated Fiscal Yr. 2012	Proposed Fiscal Yr. 2013
		POLICE ADMINISTRATION				
42110	111	SALARIES & WAGES-REG	863,990	917,000	900,937	957,000
42110	112	SALARIES & WAGES-O/T	35,595	40,000	30,525	40,000
42110	116	SALARIES - CRT/CANINE	780	0	660	0
42110	141	FICA	65,769	73,210	69,651	76,270
42110	142	HOSPITAL AND HEALTH INS	120,766	129,696	133,573	142,800
42110	143	RETIREMENT - CURRENT	139,712	155,704	146,055	160,019
42110	146	WORKMEN'S COMPENSATION	12,040	13,500	2,150	2,500
42110	148	EMPLOYEE EDUCATION & TRAINING	6,451	4,000	4,453	6,800
42110	149	RETIREMENT INSURANCE PREM	51,317	54,000	52,880	60,000
42110	150	TUITION REIMBURSEMENT	8,330	4,000	6,682	7,000
42110	175	STATE VIOLATION PAY	6,203	5,000	2,344	2,500
42110	176	RECRUITING & TESTING	7,609	6,000	7,204	7,500
42110	191	DRUG AND ALCOHOL TESTING	718	1,000	907	1,000
42110	195	WELLNESS	6,293	6,000	5,796	6,000
42110	211	POSTAGE	3,086	4,000	3,584	4,000
42110	221	PRINTING	4,607	4,000	8,448	7,000
42110	224	COPIES	4,123	6,000	3,564	6,000
42110	231	PUBLICATIONS	689	1,000	1,071	1,000
42110	232	DUES	1,681	1,000	1,265	1,200
42110	241	UTILITIES	52,299	51,000	48,373	52,000
42110	245	TELEPHONE	35,865	40,000	41,695	42,000
42110	252	LEGAL EXPENSE	677	0	0	0
42110	255	DATA PROCESSING / SOFTWARE SUPPORT	56,062	60,000	60,066	60,000
42110	261	REPAIR & MAINT - MOTOR VEHICLES	2,250	5,000	3,419	5,000
42110	263	REPAIR & MAINT-EQUIPMENT	1,024	2,500	2,500	2,500
42110	266	REPAIR & MAINT-BUILDINGS	8,873	5,000	10,232	7,500
42110	267	REPAIR & MAINT-COMMUNICATION EQUIP	425	3,000	2,679	3,000
42110	281	TRAVEL	0	500	653	500
42110	289	TRAVEL - TRAINING	15,475	10,000	11,422	12,000
42110	292	JAIL / PRISONER EXPENSE	0	1,000	229	1,000
42110	293	CONTRACTED SERVICES	1,166	4,000	3,615	4,000
42110	302	ACCREDITATION EXPENSE	4,777	5,000	5,065	5,000
42110	311	OFFICE SUPPLIES	15,434	12,000	13,172	12,000
42110	312	SMALL ITEMS OF EQUIPMENT	15,402	15,000	14,308	15,000
42110	313	COMMUNICATION EXPENSE	42,023	40,000	36,487	30,000
42110	315	COMPUTER SUPPLIES	5,329	7,500	8,895	10,000
42110	316	COMMUNITY RELATIONS SUPPLIES	3,724	7,500	7,521	7,500
42110	318	SMALL ITEMS OF EQUIP-PATROL CARS	307	1,000	1,000	1,000
42110	319	MATERIAL AND SUPPLIES	5,778	5,000	5,916	0
42110	321	ANIMAL CONTROL	1,206	0	0	0
42110	324	JANITORIAL SUPPLIES	5,113	6,000	5,656	7,000
42110	326	CLOTHING & UNIFORMS	1,757	3,000	2,643	4,000
42110	334	TIRES, TUBES & ETC.	202	2,000	1,996	3,000
42110	350	DEFENSIVE DRIVING SCHOOL SUPPLIES	2,881	0	0	0
42110	513	PROPERTY & LIAB INSURANCE	16,570	17,000	18,998	20,000
42110	582	CLAIMS & DAMAGES - LIABILITY	0	0	2,500	0
42110	899	MISCELLANEOUS EXPENSE	1,093	1,000	824	1,000
TOTAL		**POLICE ADMINISTRATION**	**1,635,471**	**1,729,110**	**1,691,613**	**1,793,589**

POLICE DEPARTMENT
110 GENERAL FUND
STATEMENT OF PROPOSED EXPENDITURES
FOR THE FISCAL YEAR ENDING JUNE 30, 2013

ACCOUNT NUMBER FUNCTION	OBJECT	FUND #110 Account Description	Actual Fiscal Yr. 2011	Budget Fiscal Yr. 2012	Estimated Fiscal Yr. 2012	Proposed Fiscal Yr. 2013
		UNIFORM PATROL				
42130	111	SALARIES & WAGES-REG	2,220,765	2,327,000	2,291,139	2,430,000
42130	112	SALARIES & WAGES-O/T	105,288	130,000	106,678	120,000
42130	116	SALARIES & WAGES-CRT / CANINE	15,480	16,500	13,828	16,500
42130	141	FICA	172,285	189,230	181,206	196,340
42130	142	HOSPITAL AND HEALTH INS	285,432	312,000	299,032	313,200
42130	143	RETIREMENT - CURRENT	358,054	402,440	379,674	411,920
42130	146	WORKMEN'S COMPENSATION	20,514	28,000	27,438	28,000
42130	147	UNEMPLOYMENT CLAIMS	2,611	0	5,245	3,000
42130	148	EMPLOYEE EDUCATION & TRAINING	19,214	19,000	20,888	21,500
42130	261	REPAIR & MAINT-MOTOR VEHICLES	46,330	45,000	48,898	50,000
42130	263	REPAIR & MAINT-EQUIPMENT	3,308	4,000	3,537	3,000
42130	267	REPAIR & MAINT-COMMUNICATION EQUIP	10,774	10,000	11,847	13,000
42130	289	TRAVEL - TRAINING	23,114	25,000	22,264	25,000
42130	292	JAIL / PRISONER EXPENSE	21	5,000	0	0
42130	312	SMALL ITEMS OF EQUIPMENT	20,999	21,500	21,364	22,500
42130	318	SMALL ITEMS OF EQUIP-PATROL CARS	7,839	8,000	7,690	8,000
42130	319	MATERIAL AND SUPPLIES	11,041	10,000	14,784	11,000
42130	321	ANIMAL CONTROL	0	3,000	1,990	2,000
42130	322	CANINE PROGRAM SUPPLIES	7,481	6,500	7,810	7,500
42130	323	SPECIAL OPERATIONS SUPPLIES	8,736	8,000	7,962	8,000
42130	326	CLOTHING & UNIFORMS	20,461	27,000	31,452	32,000
42130	327	FIRE ARM SUPPLIES	16,870	23,000	38,027	24,000
42130	331	GAS, OIL, DIESEL FUEL, GREASE, ETC	195,850	240,000	246,297	270,000
42130	334	TIRES, TUBES & ETC.	9,696	15,000	14,856	15,000
42130	350	DEFENSIVE DRIVING SCHOOL SUPPLIES	0	1,500	1,570	1,500
42130	513	PROPERTY & LIAB INSURANCE	15,099	20,000	17,092	20,000
42130	582	CLAIMS & DAMAGES LIABILITY	73,787	40,000	70,008	40,000
42130	589	WORKERS COMP CLAIMS	36,758	15,000	74,761	20,000
42130	899	MISCELLANEOUS EXPENSE	991	1,000	946	1,000
TOTAL	**UNIFORM PATROL**		**3,708,798**	**3,952,670**	**3,968,283**	**4,113,960**
		INVESTIGATIVE				
42140	111	SALARIES & WAGES-REG	521,481	555,200	547,522	575,000
42140	112	SALARIES & WAGES-O/T	34,229	45,000	43,756	45,000
42140	114	ON-CALL PAY	16,046	15,000	15,108	15,000
42140	115	ON CALL WORKED	14,927	15,000	12,696	12,000
42140	116	SALARIES - CRT/CANINE	3,900	5,000	3,300	3,500
42140	141	FICA	43,334	48,593	46,697	49,763
42140	142	HOSPITAL AND HEALTH INS	68,199	68,400	67,421	33,000
42140	143	RETIREMENT - CURRENT	96,945	103,350	97,605	104,410
42140	146	WORKMEN'S COMPENSATION	4,980	5,000	4,807	5,000
42140	148	EMPLOYEE EDUCATION & TRAINING	1,250	5,000	5,135	7,500
42140	232	DUES	1,027	1,000	1,025	1,000
42140	261	REPAIR & MAINT-MOTOR VEHICLES	5,420	6,000	5,425	7,500
42140	263	REPAIR & MAINT-EQUIPMENT	0	1,500	1,260	1,500
42140	267	REPAIR & MAINT-COMMUNICATION EQUIP	585	1,000	2,706	2,000
42140	281	TRAVEL	211	0	32	1,000
42140	289	TRAVEL - TRAINING	12,843	9,000	11,836	12,000
42140	312	SMALL ITEMS OF EQUIPMENT	9,377	5,000	5,436	7,500
42140	318	SMALL ITEMS OF EQUIPMENT - VEHICLES	771	2,000	2,313	2,000
42140	319	MATERIAL AND SUPPLIES	10,638	8,000	10,803	10,000

POLICE DEPARTMENT

110 GENERAL FUND
STATEMENT OF PROPOSED EXPENDITURES
FOR THE FISCAL YEAR ENDING JUNE 30, 2013

ACCOUNT NUMBER FUNCTION	OBJECT	FUND #110 Account Description	Actual Fiscal Yr. 2011	Budget Fiscal Yr. 2012	Estimated Fiscal Yr. 2012	Proposed Fiscal Yr. 2013
42140	326	CLOTHING & UNIFORMS	5,991	7,500	7,421	7,500
42140	334	TIRES, TUBES & ETC.	3,226	2,500	1,881	2,500
42140	513	PROPERTY & LIAB INSURANCE	2,914	3,500	3,107	3,500
42140	582	CLAIMS & DAMAGES - LIABILITY	4,511	0	0	0
42140	589	WORKMEN'S COMPENSATION CLAIMS	360	0	0	0
	747	GRANT EXPENSE	25,349	0	0	0
42140	899	MISCELLANEOUS EXPENSE	4,220	1,000	750	1,000
TOTAL	**INVESTIGATIVE**		**892,734**	**913,543**	**898,042**	**909,173**
		TRAFFIC DIVISION (started in FY09)				
42150	111	SALARIES & WAGES-REG	390,955	408,000	407,437	424,000
42150	112	SALARIES & WAGES-O/T	10,564	25,000	26,842	25,000
42150	113	SALARIES & WAGES - SCHOOL PATROL	46,250	54,000	47,215	55,000
42150	116	SALARIES - CRT/CANINE	1,560	1,500	1,352	1,500
42150	141	FICA	34,334	37,370	36,414	38,671
42150	142	HOSPITAL AND HEALTH INS	52,785	58,000	46,041	46,200
42150	143	RETIREMENT - CURRENT	66,447	70,690	68,606	72,310
42150	146	WORKMEN'S COMPENSATION	43	3,000	4,100	5,000
42150	147	UNEMPLOYMENT CLAIMS	412	0	25	0
42150	148	EMPLOYEE EDUCATION & TRAINING	1,650	6,000	5,650	7,500
42150	232	DUES	460	500	475	500
42150	261	REPAIR & MAINT-MOTOR VEHICLES	16,772	8,000	11,066	10,000
42150	263	REPAIR & MAINT-EQUIPMENT	1,000	3,000	2,983	3,000
42150	266	REPAIR & MAINT-BUILDINGS	2,921	3,000	2,952	5,000
42150	267	REPAIR & MAINT-COMMUNICATION EQUIP	1,767	2,000	2,788	2,500
42150	281	TRAVEL	297	0	0	0
42150	289	TRAVEL - TRAINING	8,905	5,000	5,222	6,000
42150	293	CONTRACTS - MOTORCYCLE LEASE	9,998	14,000	14,464	20,450
42150	312	SMALL ITEMS OF EQUIPMENT	3,390	3,000	3,276	6,000
42150	318	SMALL ITEMS OF EQUIPMENT - VEHICLES	2,334	2,000	1,915	2,000
42150	319	MATERIAL AND SUPPLIES	5,528	3,000	4,560	4,500
42150	326	CLOTHING & UNIFORMS	4,066	4,000	4,983	5,000
42150	334	TIRES, TUBES & ETC.	867	4,000	3,871	4,000
42150	513	PROPERTY & LIAB INSURANCE	6,823	7,000	5,904	7,000
42150	582	CLAIMS & DAMAGES	0	0	1,309	0
42150	589	WORKMEN'S COMPENSATION CLAIMS	2,315	0	8,293	5,000
42150	899	MISCELLANEOUS EXPENSE	301	1,000	1,000	1,000
TOTAL	**TRAFFIC**		**672,744**	**723,060**	**718,743**	**757,131**
TOTAL	**OPERATING EXPENDITURES**		**6,909,747**	**7,318,383**	**7,276,682**	**7,573,853**

POLICE DEPARTMENT

110 GENERAL FUND
STATEMENT OF PROPOSED EXPENDITURES
FOR THE FISCAL YEAR ENDING JUNE 30, 2013

ACCOUNT NUMBER FUNCTION	OBJECT	FUND #110 Account Description	Actual Fiscal Yr. 2011	Budget Fiscal Yr. 2012	Estimated Fiscal Yr. 2012	Proposed Fiscal Yr. 2013
		CAPITAL EXPENDITURES				
42190	929	BUILDING RENOVATIONS & IMPROVEMENTS		0	0	10,000
		Repairs @ Traffic Division $10,000				
42190	944	VEHICLES	200,311	223,200	217,612	234,530
		Patrol Cars (6 @ $24000; 2 traffic suvs @ 28450)				
		Patrol Car equipment, sirens, etc..				
42190	948	COMPUTER EQUIPMENT/SOFTWARE	0	0	25,000	90,000
		eTickets equipment/software				
42190	950	OTHER EQUIPMENT	0	44,000	40,606	187,000
		Firing Range Modifications (Phase I) ($50,000)				
		Digital Two Way Radio Conversion - ($137,000)				
TOTAL		**CAPITAL EXPENDITURES**	**200,311**	**267,200**	**283,218**	**521,530**
TOTAL		**POLICE DEPARTMENT EXPENDITURES**	**7,110,058**	**7,585,583**	**7,559,900**	**8,095,383**

CITY OF COOKEVILLE
FIRE DEPARTMENT

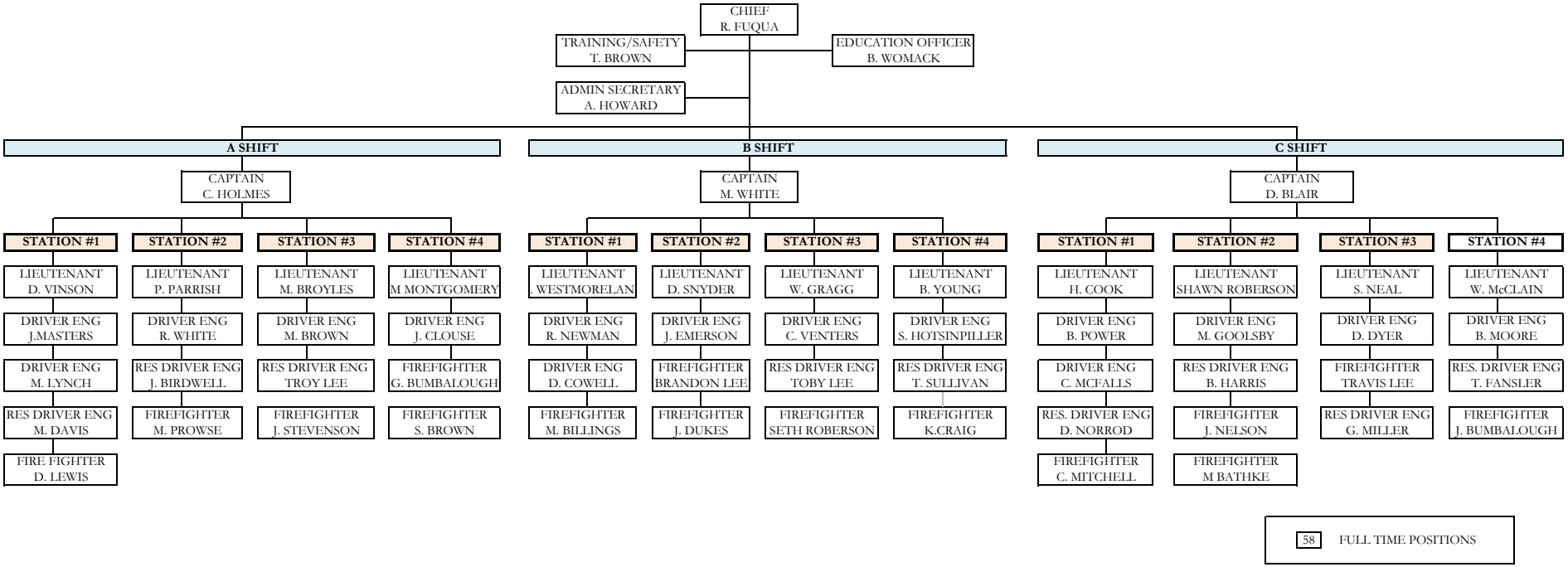

JULY, 2012

FIRE DEPARTMENT
110 GENERAL FUND
STATEMENT OF PROPOSED EXPENDITURES
FOR THE FISCAL YEAR ENDING JUNE 30, 2013

ACCOUNT NUMBER FUNCTION	OBJECT	FUND # 110 Account Description	Actual Fiscal Yr. 2011	Budget Fiscal Yr. 2012	Estimated Fiscal Yr. 2012	Proposed Fiscal Yr. 2013
		FIRE DEPARTMENT				
42210	111	SALARIES & WAGES-REG	2,167,982	2,344,000	2,385,046	2,500,000
42210	112	SALARIES & WAGES-O/T	45,510	45,000	30,914	40,000
42210	119	SALARIES & WAGES-EMT/PARAMEI	31,518	51,300	48,631	76,800
42210	141	FICA	165,454	186,690	185,260	200,190
42210	142	HOSPITAL AND HEALTH INS	295,815	306,000	316,803	336,000
42210	143	RETIREMENT - CURRENT	353,186	397,040	386,001	420,000
42210	146	WORKMEN'S COMPENSATION	18,689	20,000	18,396	20,000
42210	148	EMPLOYEE EDUCATION & TRAININ	45,860	41,000	40,449	43,000
42210	149	RETIREE INSURANCE PREMIUMS	43,505	44,400	41,772	44,400
42210	191	DRUG TESTING	319	1,000	460	1,000
42210	195	WELLNESS	10,987	17,000	18,406	18,000
42210	211	POSTAGE	593	1,100	555	1,100
42210	221	PRINTING	85	1,500	448	1,500
42210	224	COPIES	1,505	2,200	1,083	2,200
42210	231	PUBLICATIONS	1,785	4,400	3,957	4,400
42210	232	DUES	759	2,000	1,265	2,000
42210	233	SUBSCRIPTIONS	2,747	3,800	3,015	3,800
42210	236	PUBLIC RELATIONS / PROMOTIONS	9,965	9,000	7,588	10,000
42210	241	UTILITIES	23,514	28,000	24,334	26,000
42210	245	TELEPHONE	11,775	13,000	10,809	13,000
42210	257	SOFTWARE LICENSING FEES	5,380	8,500	0	0
42210	261	REPAIR & MAINT - MOTOR VEHICLE	78,771	59,000	69,097	65,000
42210	263	REPAIR & MAINT-EQUIPMENT	15,980	13,000	17,139	15,000
42210	266	REPAIR & MAINT-BUILDINGS	24,507	13,000	12,463	13,000
42210	281	TRAVEL	3,655	4,000	3,774	4,000
42210	293	CONTRACTED SERVICES	0	1,000	500	1,000
42210	309	FURNITURE AND EQUIPMENT	8,411	10,000	8,784	10,000
42210	311	OFFICE SUPPLIES	3,410	6,000	3,389	6,000
42210	312	SMALL ITEMS OF EQUIPMENT	17,331	58,000	16,613	66,500
42210	319	MATERIAL AND SUPPLIES	40,985	40,000	36,420	40,000
42210	326	CLOTHING & UNIFORMS	15,688	24,000	23,508	24,500
42210	331	GAS, OIL, DIESEL FUEL, GREASE, E	30,988	43,200	33,205	39,000
42210	513	PROPERTY & LIAB INSURANCE	10,335	13,000	10,220	13,000
42210	589	WORKERS COMP CLAIMS	4,741	0	27,209	15,000
42210	876	HAZWOPER EQUIPMENT	579	8,200	6,993	8,200
42210	899	MISCELLANEOUS EXPENSE	5,181	5,000	4,038	5,000
TOTAL		**FIREFIGHTING DIVISION**	**3,497,495**	**3,824,330**	**3,798,544**	**4,088,590**

FIRE DEPARTMENT
110 GENERAL FUND
STATEMENT OF PROPOSED EXPENDITURES
FOR THE FISCAL YEAR ENDING JUNE 30, 2013

ACCOUNT NUMBER FUNCTION	OBJECT	FUND # 110 Account Description	Actual Fiscal Yr. 2011	Budget Fiscal Yr. 2012	Estimated Fiscal Yr. 2012	Proposed Fiscal Yr. 2013
		STUDENT FIREFIGHTER PROGRAM				
42220	113	SALARIES & WAGES- TEMP SEASO	47,200	56,500	17,399	0
42220	112	OVERTIME SALARIES TEMP	869	0	0	0
42220	141	FICA	3,677	4,320	1,331	0
42220	147	UNEMPLOYMENT CLAIMS	149	0	0	0
42220	148	EMPLOYEE EDUCATION & TRAININ	9,479	13,000	1,682	0
42220	150	MAINTENANCE FEE REIMBURSEME	36,933	50,000	0	0
42220	195	WELLNESS / PHYSICAL	3,525	5,000	1,091	0
42220	312	SMALL ITEMS OF EQUIPMENT	1,792	12,500	0	0
42220	319	MATERIAL AND SUPPLIES	20	3,500	0	0
42220	326	CLOTHING & UNIFORMS	5,791	7,000	1,495	0
42220	589	WORKERS COMP CLAIMS	219	0	0	0
42220	899	MISCELLANEOUS EXPENSE	158	500	0	0
TOTAL		**STUDENT FIREFIGHTING DIVISION**	**109,812**	**152,320**	**22,998**	**0**
TOTAL		**OPERATING EXPENDITURES**	**3,607,307**	**3,976,650**	**3,821,542**	**4,088,590**
		CAPITAL EXPENDITURES				
42290	929	BUILDING RENOVATIONS		0	0	12,000
		Driveway repairs @ stations 2 & 3				
42290	944	VEHICLES		25,000	25,000	0
42290	950	OTHER EQUIPMENT		20,000	20,000	102,500
		Digital 2 Way Radio Conversion ($82,500)				
		12 lead AED w monitor ($20,000)				
TOTAL		**CAPITAL EXPENDTURES**	**0**	**45,000**	**45,000**	**114,500**
TOTAL		**FIRE DEPARTMENT EXPENDITURES**	**3,607,307**	**4,021,650**	**3,866,542**	**4,203,090**

CITY OF COOKEVILLE
DEPARTMENT OF PUBLIC WORKS

UPDATE JULY 2012

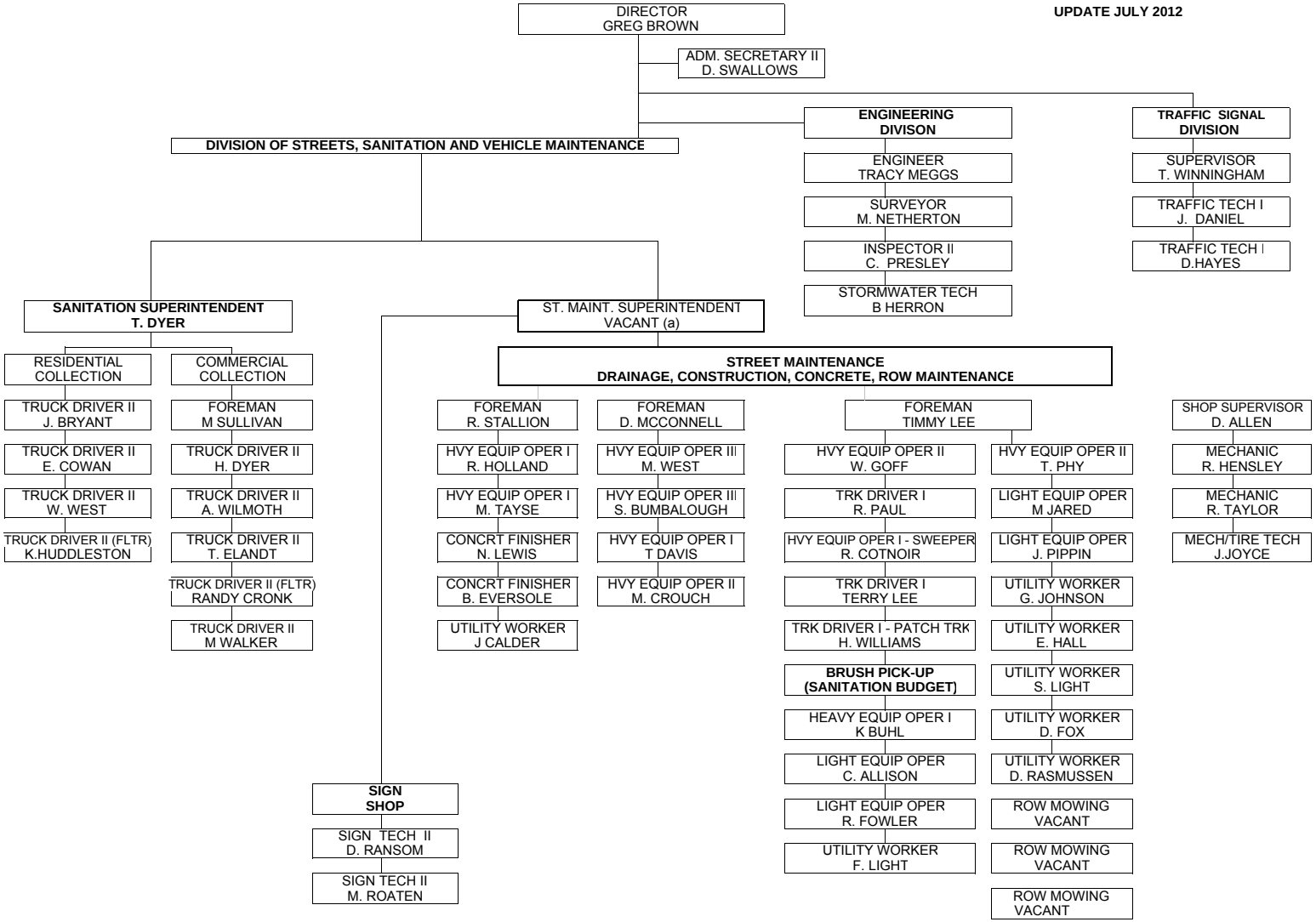

(a) POSITION NOT FUNDED FY 1

ADM. & ENG	6
SANITATION	15
STREET MAINT.	31
VEHICLE MAINT	4
TRAFFIC	3
TOTAL POSITIONS	59

DEPARTMENT OF PUBLIC WORKS

110 GENERAL FUND
STATEMENT OF PROPOSED EXPENDITURES
FOR THE FISCAL YEAR ENDING JUNE 30, 2013

ACCOUNT NUMBER FUNCTION	OBJECT	FUND #110 Account Description	Actual Fiscal Yr. 2011	Budget Fiscal Yr. 2012	Estimated Fiscal Yr. 2012	Proposed Fiscal Yr. 2013
		ADMINISTRATIVE DIVISION				
43110	111	SALARIES & WAGES-REG	278,348	322,200	311,376	333,000
43110	112	SALARIES - OVERTIME	0	5,000	4,000	5,000
43110	141	FICA	20,403	25,030	23,666	25,860
43110	142	HOSPITAL AND HEALTH INS	34,460	42,000	37,020	38,400
43110	143	RETIREMENT - CURRENT	44,624	53,230	50,246	54,250
43110	146	WORKMEN'S COMPENSATION	167	500	1,223	1,300
43110	148	EMPLOYEE EDUCATION & TRAINING	395	1,500	1,678	4,000
43110	149	RETIREE INSURANCE PREM	16,840	18,000	16,404	16,800
43110	191	DRUG TESTING	354	400	552	500
43110	195	WELLNESS	2,160	2,500	2,500	2,500
43110	211	POSTAGE	226	250	322	300
43110	221	PRINTING	0	200	200	200
43110	224	COPIES	631	650	634	650
43110	232	DUES	1,452	1,600	1,580	1,600
43110	241	UTILITIES	0	0	0	25,500
43110	245	TELEPHONE	7,723	9,500	9,462	9,500
43110	257	SOFTWARE LICENSING FEES	233	7,500	7,500	7,500
43110	261	REPAIR & MAINT - MOTOR VEHICLES	2,339	1,000	1,534	2,000
43110	263	REPAIR & MAINT-EQUIPMENT	0	450	450	450
43110	266	REPAIR AND MAINTENANCE BUILDINGS	130	0	130	0
43110	278	REPAIR & MAINTENANCE SOFTWARE	0	750	750	750
43110	279	CONTRACTED SERVICES - MAINTENANCE	0	0	0	4,350
43110	281	TRAVEL	167	400	544	550
43110	311	OFFICE SUPPLIES	455	2,000	1,930	2,000
43110	312	SMALL ITEMS OF EQUIPMENT	389	3,500	3,477	10,500
43110	319	MATERIAL AND SUPPLIES	1,139	1,200	1,818	1,500
43110	513	PROPERTY & LIAB INSURANCE	824	1,400	705	2,500
43110	582	CLAIMS & DAMAGES - LIABILITY	140	0	0	0
43110	589	WORKERS COMP CLAIMS	1,885	0	0	0
43110	899	MISCELLANEOUS EXPENSE	2,360	1,500	1,495	1,500
43110	989	STORMWATER MANAGEMENT PROGRAM	11,482	15,000	12,282	18,000
TOTAL		**ADMINISTRATIVE DIVISION**	**429,326**	**517,260**	**493,478**	**570,960**
		STREET MAINTENANCE DIVISION				
43120	111	SALARIES & WAGES-REG	814,577	852,600	851,025	904,375
43120	112	SALARIES & WAGES-O/T	25,859	24,000	23,732	24,000
43120	113	SALARIES & WAGES-TEMP/SEASONAL	41,531	42,000	37,268	42,000
43120	114	SALARIES & WAGES-ON CALL	10,807	11,500	10,554	11,500
43120	115	SALARIES & WAGES-ON CALL WORKED	5,899	7,000	6,622	7,000
43120	141	FICA	65,634	71,690	69,454	75,650
43120	142	HOSPITAL AND HEALTH INS	152,867	163,200	162,382	179,736
43120	143	RETIREMENT - CURRENT	136,452	145,640	140,798	151,980
43120	146	WORKMEN'S COMPENSATION	18,018	20,000	15,104	16,500
43120	147	UNEMPLOYMENT CLAIMS	749	0	2,750	1,375
43120	148	EMPLOYEE EDUCATION & TRAINING	420	250	555	500
43120	241	UTILITIES	19,325	23,000	16,097	20,000
43120	245	TELEPHONE	38	0	121	150
43120	261	REPAIR & MAINT - MOTOR VEHICLES	16,119	25,000	19,292	23,000
43120	263	REPAIR & MAINT-EQUIPMENT	103,610	95,000	103,824	100,000
43120	266	REPAIR & MAINT-BUILDINGS	0	1,000	625	1,000
43120	281	TRAVEL	23	100	100	100
43120	311	OFFICE SUPPLIES	74	200	159	200
43120	312	SMALL ITEMS OF EQUIPMENT	2,281	2,500	2,195	7,500
43120	319	MATERIAL & SUPPLIES	53,016	60,000	59,697	60,000

DEPARTMENT OF PUBLIC WORKS

110 GENERAL FUND
STATEMENT OF PROPOSED EXPENDITURES
FOR THE FISCAL YEAR ENDING JUNE 30, 2013

ACCOUNT NUMBER FUNCTION	OBJECT	FUND #110 Account Description	Actual Fiscal Yr. 2011	Budget Fiscal Yr. 2012	Estimated Fiscal Yr. 2012	Proposed Fiscal Yr. 2013
43120	326	CLOTHING & UNIFORMS	10,026	9,800	13,030	13,000
43120	331	GAS, OIL, DIESEL FUEL, GREASE, ETC	81,041	100,000	98,179	110,000
43120	374	EQUIPMENT RENTAL	0	750	500	750
43120	513	PROPERTY & LIAB INSURANCE	4,964	6,000	5,805	6,000
43120	582	CLAIMS AND DAMAGES LIABILITY	4,956	3,000	10,460	5,000
43120	589	WORKERS COMP CLAIMS	13,264	10,000	27,982	15,000
43120	899	MISCELLANEOUS EXPENSE	154	750	630	750
TOTAL	**STREET MAINTENANCE DIVISION**		**1,581,704**	**1,674,980**	**1,678,940**	**1,777,066**
		GARAGE DIVISION				
43140	111	SALARIES & WAGES-REG	133,453	144,500	136,134	148,500
43140	112	SALARIES & WAGES-O/T	0	1,000	200	1,000
43140	141	FICA	9,860	11,130	10,264	11,440
43140	142	HOSPITAL AND HEALTH INS	18,665	19,000	18,939	19,200
43140	143	RETIREMENT - CURRENT	21,439	23,670	21,821	23,990
43140	146	WORKMEN'S COMPENSATION	2,308	3,000	1,697	2,000
43140	148	EMPLOYEE EDUCATION & TRAINING	20	500	500	500
43140	241	UTILITIES	3,448	4,000	5,286	4,000
43140	245	TELEPHONE	839	1,250	975	1,000
43140	250	PROFESSIONAL SERVICES	0	0	4,018	0
43140	261	REPAIR & MAINT - MOTOR VEHICLES	3,695	1,500	8,605	5,000
43140	266	REPAIR & MAINT-BUILDINGS	315	1,000	7,674	1,000
43140	312	SMALL ITEMS OF EQUIPMENT	2,942	2,000	3,240	3,000
43140	319	MATERIAL & SUPPLIES	5,916	7,000	6,747	7,000
43140	326	CLOTHING & UNIFORMS	2,966	3,000	2,957	3,000
43140	331	GAS, OIL, DIESEL FUEL, GREASE, ETC	3,798	5,000	4,186	7,000
43140	336	INTERGOVERNMENTAL PARTS	11,851	100	(5,845)	100
43140	513	PROPERTY & LIAB INSURANCE	952	1,500	1,047	1,500
43140	582	CLAIMS AND DAMAGES LIABILITY	0	0	0	0
43140	589	WORKERS COMP CLAIMS	0	0	0	0
43140	899	MISCELLANEOUS EXPENSE	27	500	321	500
TOTAL	**GARAGE DIVISION**		**222,494**	**229,650**	**228,766**	**239,730**

DEPARTMENT OF PUBLIC WORKS

110 GENERAL FUND
STATEMENT OF PROPOSED EXPENDITURES
FOR THE FISCAL YEAR ENDING JUNE 30, 2013

ACCOUNT NUMBER FUNCTION	OBJECT	FUND #110 Account Description	Actual Fiscal Yr. 2011	Budget Fiscal Yr. 2012	Estimated Fiscal Yr. 2012	Proposed Fiscal Yr. 2013
		TRAFFIC CONTROL				
43510	111	SALARIES & WAGES-REG	115,096	119,000	126,775	122,000
43510	112	SALARIES & WAGES-O/T	0	600	300	600
43510	114	SALARIES & WAGES-ON CALL	11,534	12,000	12,322	13,000
43510	115	SALARIES & WAGES-ON CALL WORKED	61	1,500	1,000	1,000
43510	141	FICA	9,228	10,190	10,510	10,450
43510	142	HOSPITAL AND HEALTH INS	18,953	19,500	19,076	19,200
43510	143	RETIREMENT - CURRENT	19,998	21,650	20,996	21,920
43510	146	WORKERS COMP INSUR	0	0	1,902	2,000
43510	148	EMPLOYEE EDUCATION & TRAINING	945	1,000	911	1,000
43510	211	POSTAGE	129	0	0	0
43510	221	PRINTING		0	0	0
43510	241	UTILITIES	5,896	7,000	5,799	5,500
43510	245	TELEPHONE	109	100	237	150
43510	261	REPAIR & MAINT - MOTOR VEHICLES	3,271	3,000	2,693	3,000
43510	263	REPAIR & MAINT - EQUIPMENT	0	500	500	500
43510	266	REPAIR & MAINT-BUILDINGS	0	0	0	0
43510	281	TRAVEL	1,244	400	400	600
43510	311	OFFICE SUPPLIES	3	0	0	0
43510	312	SMALL ITEMS OF EQUIPMENT	0	3,500	2,851	3,500
43510	319	MATERIAL & SUPPLIES	13,478	15,000	14,315	15,000
43510	326	CLOTHING & UNIFORMS	974	800	997	900
43510	331	GAS, OIL, DIESEL FUEL, GREASE, ETC	4,908	9,600	6,476	8,600
43510	513	PROPERTY & LIAB INSURANCE	494	1,000	423	600
43510	530	RENT	4,800	4,800	4,800	3,600
43510	589	WORKERS COMP CLAIMS	0	0	0	0
43510	899	MISCELLANEOUS EXPENSE	286	500	466	500
TOTAL	**TRAFFIC CONTROL**		**211,407**	**231,640**	**233,749**	**233,620**
TOTAL	**OPERATING EXPENDITURES**		**2,444,931**	**2,653,530**	**2,634,933**	**2,821,376**
		CAPITAL EXPENDITURES				
43190	911	LAND, ROW, EASEMENTS, ETC		0	1,356,995	0
43190	941	GENERAL PURPOSE EQUIPMENT	53,500	0	0	3,000
		Trailer				
43190	942	HEAVY DUTY EQUIPMENT		165,000	132,323	183,000
		Four slide in salt bins((($55,000)				
		Two snow plows ($40,000)				
		One leaf vacuum ($40,000)				
		Tractor w Side Mower ($48,000)				
43190	944	VEHICLES		45,000	269,565	20,000
		Service Truck ($20,000)				
43190	945	COMMUNICATION EQUIPMENT		0	0	13,000
		Two Way Radios (Narrow Band or Digital)				
		WEST 7TH STREET IMPROVEMENTS				
43955	935	CONSTRUCTION, PAVING, RESURFACING		650,000	259,000	350,000
43955	944	LAND, RIGHT OF WAY			41,000	0
TOTAL	**CAPITAL EXPENDITURES**		**53,500**	**860,000**	**2,058,883**	**569,000**
TOTAL	**PUBLIC WORKS DEPARTMENT EXPENDITURES**		**2,498,431**	**3,513,530**	**4,693,816**	**3,390,376**

CITY OF COOKEVILLE
DEPARTMENTS OF PLANNING AND CODES

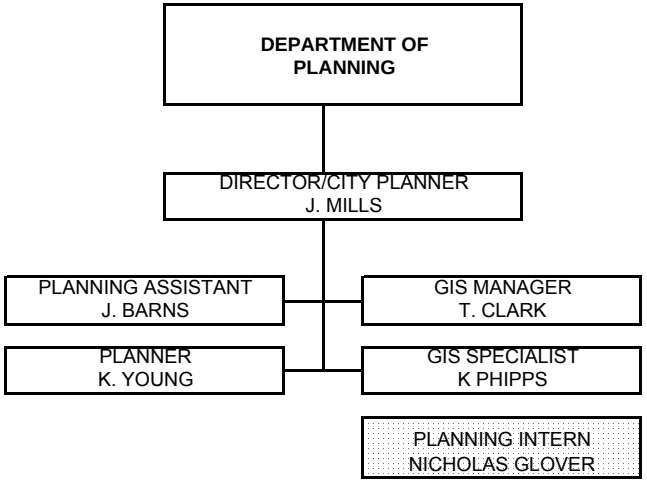

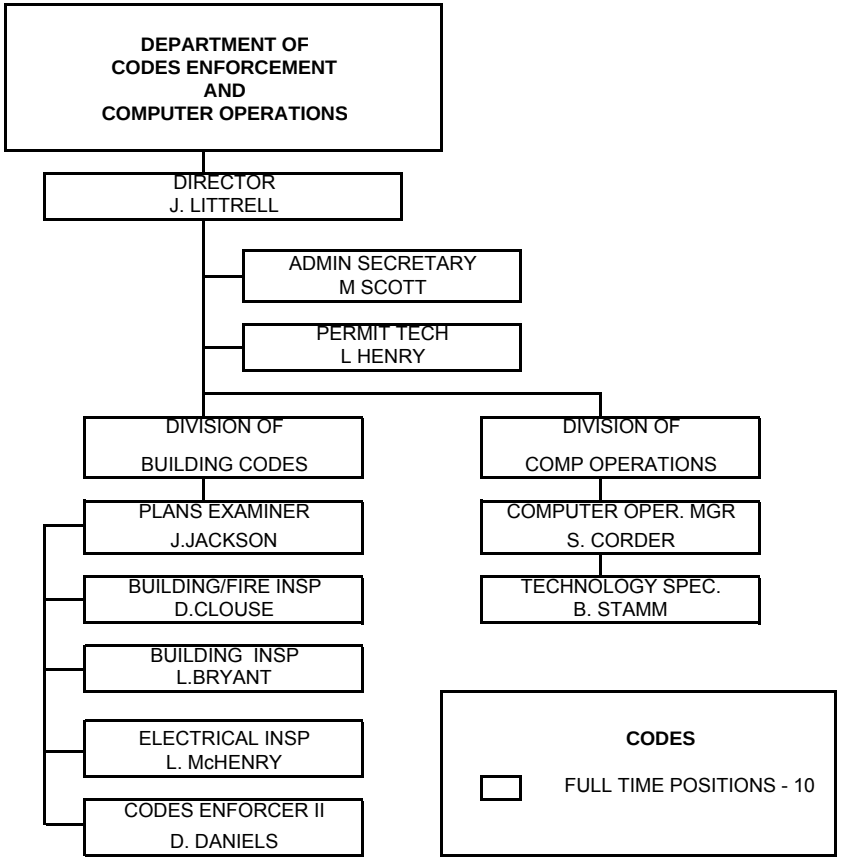

PLANNING

FULL TIME POSITIONS - 5
TEMPORARY POSITIONS - 1

CODES

FULL TIME POSITIONS - 10

July, 2012

DEPARTMENTS OF PLANNING AND CODES

110 GENERAL FUND
STATEMENT OF PROPOSED EXPENDITURES
FOR THE FISCAL YEAR ENDING JUNE 30, 2013

ACCOUNT NUMBER FUNCTION	OBJECT	FUND # 110 Account Description	Actual Fiscal Yr. 2011	Budget Fiscal Yr. 2012	Estimated Fiscal Yr. 2012	Proposed Fiscal Yr. 2013
		PLANNING AND CODES				
43810	111	SALARIES & WAGES-REG	660,754	712,500	711,657	750,500
43810	113	SALARIES & WAGES-TEMP/SEASONAL		6,000	3,000	3,000
43810	141	FICA	48,654	54,506	53,239	57,413
43810	142	HOSPITAL AND HEALTH INS	83,181	92,688	96,815	96,000
43810	143	RETIREMENT - CURRENT	101,892	115,920	113,096	120,460
43810	146	WORKMEN'S COMPENSATION	2,431	3,000	2,879	3,000
43810	148	EMPLOYEE EDUCATION & TRAINING	5,376	16,500	16,500	16,500
43810	149	RETIREE INSURANCE	2,663	6,180	5,199	6,000
43810	191	DRUG AND ALCOHOL TESTING	12	100	50	100
43810	195	WELLNESS	760	900	985	1,000
43810	211	POSTAGE	794	1,500	1,500	1,500
43810	221	PRINTING	760	1,500	1,500	1,500
43810	224	COPIES	2,069	2,700	2,700	2,700
43810	231	PUBLICATIONS	3,223	5,000	5,000	5,000
43810	232	DUES	1,501	2,000	2,000	2,000
43810	233	SUBSCRIPTIONS	902	1,000	1,000	1,000
43810	245	TELEPHONE	7,334	10,000	10,000	10,000
43810	251	PROFESSIONAL SERVICES	0	5,800	5,000	0
43810	257	SOFTWARE LICENSING FEES	14,400	21,000	21,000	21,000
43810	261	REPAIR & MAINT - MOTOR VEHICLES	3,467	3,000	3,000	3,000
43810	263	REPAIR & MAINT-EQUIPMENT	752	1,200	1,200	1,200
43810	278	REPAIR & MAINT-COMPUTERS	8,482	10,000	8,724	11,000
43810	281	TRAVEL	3,726	6,000	6,000	6,000
43810	293	CONTRACTED SERVICES	2,335	2,000	2,000	2,000
43810	311	OFFICE SUPPLIES	2,156	2,500	2,500	2,500
43810	312	SMALL ITEMS OF EQUIPMENT	2,695	18,500	18,500	18,500
43810	319	MATERIAL AND SUPPLIES	1,951	4,000	4,000	4,000
43810	326	CLOTHING AND UNIFORMS	0	0	0	1,000
43810	331	GAS, OIL, DIESEL FUEL, GREASE, ETC	5,062	6,000	6,000	8,500
43810	513	PROPERTY & LIAB INSURANCE	2,140	2,140	3,524	4,000
43810	583	EASEMENTS & RECORDING FESS	652	1,000	1,000	1,100
43810	899	MISCELLANEOUS EXPENSE	2,642	3,000	3,000	3,000
TOTAL	**OPERATING EXPENDITURES**		**972,766**	**1,118,134**	**1,112,568**	**1,164,473**
		CAPITAL EXPENDITURES				
43890	944	VEHICLES		50,000	38,000	0
43890	948	COMPUTER EQUIPMENT/SOFTWARE		99,500	99,748	19,125
		Disk Array for shared storage $25000 (6,250)cost share with utility depts				
		Large Format Printer $7000				
		Upgrade server operating system and client licenses $6000 (1,500) cost share with utility depts				
		Upgrade switches to 1 gigabit $5000 (2,500)- cost share with customer service				
		Upgrade XenServer Enterprise $7500 (1,875) - cost share with utility depts				
TOTAL	**CAPITAL EXPENDITURES**			**149,500**	**137,748**	**19,125**
TOTAL	**PLANNING AND CODES EXPENDITURES**		**972,766**	**1,267,634**	**1,250,316**	**1,183,598**

DEPARTMENT OF LEISURE SERVICES/PUBLIC FACILITIES

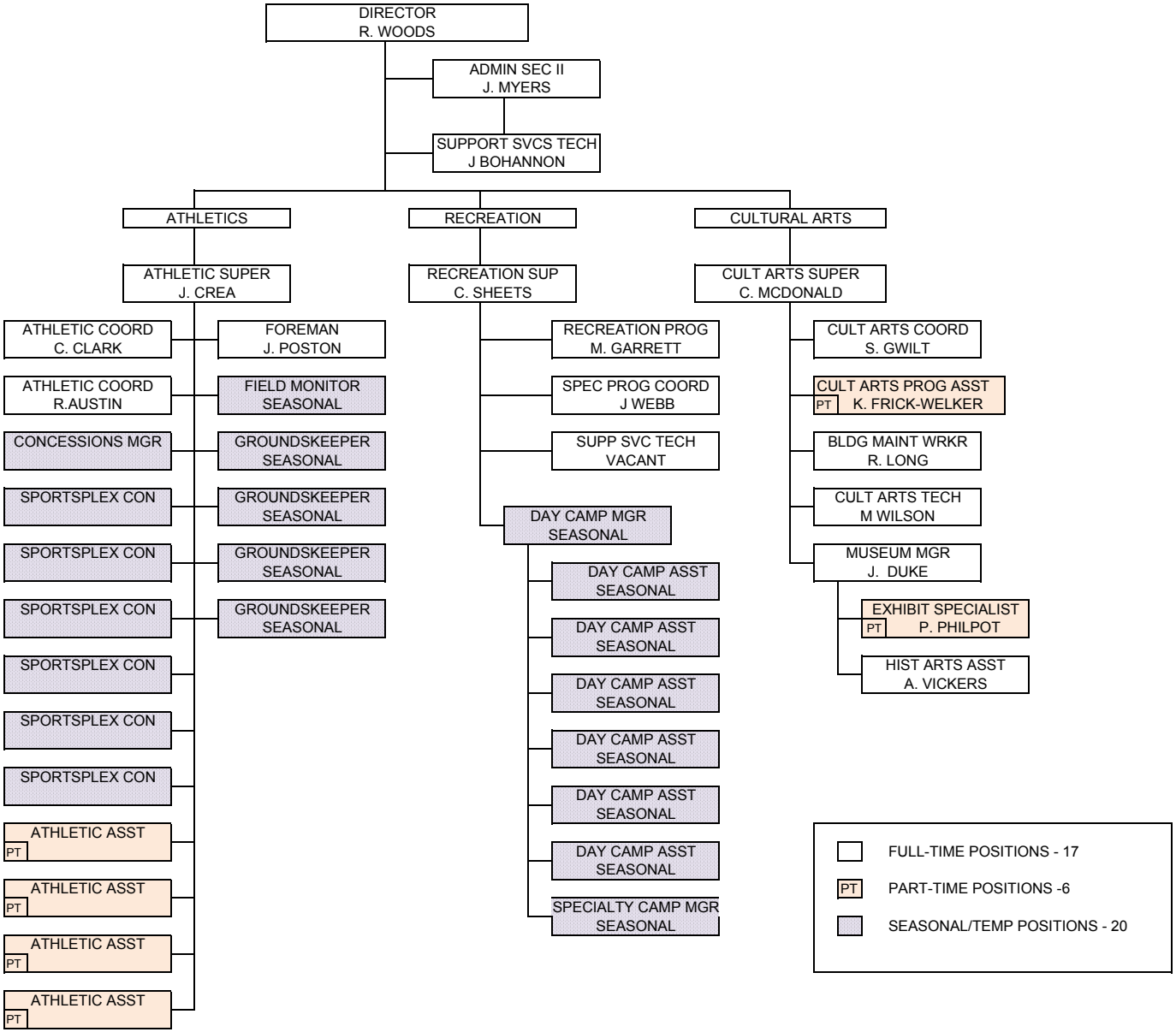

JULY, 2012

DEPARTMENT OF LEISURE SERVICES

110 GENERAL FUND
STATEMENT OF PROPOSED EXPENDITURES
FOR THE FISCAL YEAR ENDING JUNE 30, 2013

ACCOUNT NUMBE FUNCTION	OBJE	FUND #110 Account Description	Actual Fiscal Yr. 2011	Budget Fiscal Yr. 2012	Estimated Fiscal Yr. 2012	Proposed Fiscal Yr. 2013
		ADMINISTRATIVE DIVISION				
44110	111	SALARIES & WAGES-REG	139,415	145,000	144,301	153,000
44110	112	SALARIES OVERTIME	174	0	0	0
44110	113	SALARIES & WAGES-TEMP/SEASONAL	11,734	13,000	12,192	13,500
44110	141	FICA	11,309	12,080	11,843	12,740
44110	142	HOSPITAL AND HEALTH INS	14,932	15,000	13,280	11,640
44110	143	RETIREMENT - CURRENT	22,153	23,600	22,710	24,560
44110	146	WORKMEN'S COMPENSATION	1,774	2,000	774	1,000
44110	148	EMPLOYEE EDUCATION & TRAINING	1,672	500	465	500
44110	191	DRUG TESTING	203	100	10	100
44110	195	WELLNESS	1,395	2,000	1,500	2,000
44110	196	EMPLOYEE PHYSICALS & TESTING	0	200	60	200
44110	211	POSTAGE	2,950	3,000	2,954	3,000
44110	221	PRINTING	1,638	2,000	1,784	2,000
44110	224	COPIES	552	500	399	500
44110	231	PUBLICATIONS	391	350	437	400
44110	232	DUES	385	500	365	500
44110	233	SUBSCRIPTIONS	90	100	92	100
44110	236	PUBLIC RELATIONS / PROMOTIONS	549	1,500	1,562	1,500
44110	245	TELEPHONE	1,897	2,500	2,479	2,500
44110	257	SOFTWARE LICENSING FEES	1,913	3,000	1,900	0
44110	261	REPAIR & MAINT - MOTOR VEHICLES	322	300	(13)	300
44110	263	REPAIR & MAINT - EQUIPMENT	0	200	150	200
44110	266	REPAIR & MAINT - BUILDING	5,653	0	0	0
44110	281	TRAVEL	301	600	561	600
44110	297	STATE MAINTENANCE FEES	25	600	735	750
44110	311	OFFICE SUPPLIES	1,434	1,200	1,472	1,500
44110	312	SMALL ITEMS OF EQUIPMENT	1,000	1,000	1,082	1,000
44110	319	MATERIAL AND SUPPLIES	53	500	490	500
44110	325	CONCESSION SUPPLIES	3,238	2,000	2,075	2,000
44110	326	CLOTHING AND UNIFORMS	142	200	200	200
44110	331	GAS, OIL, DIESEL FUEL, GREASE, ETC	440	500	428	900
44110	513	PROPERTY & LIAB INSURANCE	746	2,500	1,503	1,700
44110	873	CASH OVER OR SHORT	86	0	1	0
44110	891	BANK SERVICE CHARGES	6,441	6,000	5,873	1,500
44110	893	ACTIVENET FEES	0	0	0	3,000
44110	899	MISCELLANEOUS EXPENSE	557	500	486	500
TOTAL		**ADMINISTRATIVE DIVISION**	**235,564**	**243,030**	**234,150**	**244,390**
		CULTURAL ARTS DIVISION				
44140	111	SALARIES & WAGES-REG	137,498	143,000	142,524	145,360
44140	112	SALARIES & WAGES-O/T	0	0	1,981	2,500
44140	141	FICA	10,219	10,940	10,810	11,310
44140	142	HOSPITAL AND HEALTH INS	15,216	16,000	14,931	15,240
44140	143	RETIREMENT - CURRENT	19,594	23,270	21,196	23,730
44140	146	WORKMEN'S COMPENSATION	737	900	915	1,000
44140	148	EMPLOYEE EDUCATION & TRAINING	25	1,000	1,061	1,000
44140	196	EMPLOYEE PHYSICALS & TESTING	0	100	70	100
44140	211	POSTAGE	10	100	40	100
44140	221	PRINTING	118	100	200	200
44140	224	COPIES	921	1,000	993	1,000
44140	231	PUBLICATIONS	41	100	188	100
44140	232	DUES	420	500	680	500
44140	233	SUBSCRIPTIONS	117	175	157	175
44140	236	PUBLIC RELATIONS / PROMOTIONS	2,036	2,000	1,917	2,000
44140	241	UTILITIES	28,034	28,000	27,160	28,000
44140	245	TELEPHONE	1,526	2,500	2,177	2,500

DEPARTMENT OF LEISURE SERVICES

110 GENERAL FUND
STATEMENT OF PROPOSED EXPENDITURES
FOR THE FISCAL YEAR ENDING JUNE 30, 2013

ACCOUNT NUMBE FUNCTION	OBJE	FUND #110 Account Description	Actual Fiscal Yr. 2011	Budget Fiscal Yr. 2012	Estimated Fiscal Yr. 2012	Proposed Fiscal Yr. 2013
44140	257	SOFTWARE LICENSING FEES	490	1,000	1,000	1,000
44140	258	SHOWS & PERFORMANCES	15,822	17,000	16,116	17,000
44140	261	REPAIR & MAINT - MOTOR VEHICLES	58	500	415	500
44140	263	REPAIR & MAINT- EQUIPMENT	6,006	5,000	4,946	5,000
44140	265	REPAIR & MAINT-GROUNDS/GRND IMPRV	2,116	4,000	3,800	4,000
44140	266	REPAIR & MAINT-BUILDINGS	9,938	7,500	6,575	7,500
44140	279	CONTRACT SERVICES: MAINTENANCE	594	750	622	750
44140	281	TRAVEL	0	700	700	700
44140	295	SPECIAL SERVICES	4,421	0	(338)	0
44140	297	STATE MAINTENANCE FEES	230	250	280	300
44140	311	OFFICE SUPPLIES	945	1,000	1,063	1,000
44140	312	SMALL ITEMS OF EQUIPMENT	4,313	6,000	7,030	8,000
44140	319	MATERIAL AND SUPPLIES	2,547	2,500	2,533	2,500
44140	324	JANITORIAL SUPPLIES	2,343	2,500	2,379	2,500
44140	325	CONCESSION SUPPLIES	735	600	617	600
44140	326	CLOTHING AND UNIFORMS	302	350	353	350
44140	331	GAS, OIL, DIESEL FUEL, GREASE, ETC	770	700	1,100	1,000
44140	513	PROPERTY & LIAB INSURANCE	2,105	2,500	2,102	2,500
44140	589	WORKERS COMP CLAIMS	0	300	0	0
44140	899	MISCELLANEOUS EXPENSE	254	400	322	400
TOTAL		**CULTURAL ARTS DIVISION**	**270,501**	**283,235**	**278,615**	**290,415**
		HISTORICAL ARTS DIVISION - MUSEUM				
44150	111	SALARIES & WAGES-REG	65,840	73,000	67,821	73,300
44150	141	FICA	5,000	5,580	5,168	5,610
44150	142	HOSPITAL AND HEALTH INS	14,553	14,640	14,313	14,400
44150	143	RETIREMENT	8,411	11,877	9,845	11,765
44150	146	WORKERS COMP INSURANCE	0	0	457	500
44150	148	EMPLOYEE EDUCATION & TRAINING	(360)	500	595	500
44150	196	EMPLOYEE PHYSICALS & TESTING	0	150	0	150
44150	211	POSTAGE	0	100	175	200
44150	221	PRINTING	0	200	200	200
44150	231	PUBLICATIONS	35	100	350	200
44150	232	DUES	215	500	300	500
44150	233	SUBSCRIPTIONS	92	100	85	100
44150	236	PUBLIC RELATIONS / PROMOTIONS	783	1,000	1,536	1,500
44150	241	UTILITIES	11,642	13,000	12,964	14,000
44150	245	TELEPHONE	1,543	1,500	1,683	1,750
44150	258	SHOWS & PERFORMANCES	2,855	3,000	4,033	4,000
44150	263	REPAIR & MAINT-EQUIPMENT	100	300	0	300
44150	265	REPAIR & MAINT-GROUNDS/GRND IMPRV	302	500	509	500
44150	266	REPAIR & MAINT-BUILDINGS	1,604	2,500	2,877	3,000
44150	281	TRAVEL	736	500	825	1,000
44150	293	CONTRACTED SERVICES	2,385	2,500	2,556	2,500
44150	295	SPECIAL SERVICES	270	0	0	0
44150	311	OFFICE SUPPLIES	1,348	1,000	1,458	1,500
44150	312	SMALL ITEMS OF EQUIPMENT	2,434	1,500	1,729	1,500
44150	319	MATERIAL AND SUPPLIES	1,931	3,000	2,751	3,000
44150	324	JANITORIAL SUPPLIES	228	350	424	500
44150	326	CLOTHING & UNIFORMS	48	0	200	200
44150	513	PROPERTY & LIAB INSURANCE	908	1,250	935	1,100
44150	899	MISCELLANEOUS EXPENSE	0	100	0	100
TOTAL		**HISTORICAL ARTS DIVISION - MUSEUM**	**122,903**	**138,747**	**133,789**	**143,875**

DEPARTMENT OF LEISURE SERVICES

110 GENERAL FUND
STATEMENT OF PROPOSED EXPENDITURES
FOR THE FISCAL YEAR ENDING JUNE 30, 2013

ACCOUNT NUMBE FUNCTION	OBJE	FUND #110 Account Description	Actual Fiscal Yr. 2011	Budget Fiscal Yr. 2012	Estimated Fiscal Yr. 2012	Proposed Fiscal Yr. 2013
		RECREATION PROGRAM DIVISION				
44160	111	SALARIES & WAGES-REG	96,217	101,500	99,468	127,500
44160	113	SALARIES & WAGES-TEMP/SEASONAL	45,623	45,000	45,744	46,000
44160	141	FICA	10,606	11,200	10,990	13,280
44160	142	HOSPITAL AND HEALTH INS	18,301	19,008	19,097	26,736
44160	143	RETIREMENT - CURRENT	15,279	16,510	15,666	20,460
44160	146	WORKMEN'S COMPENSATION	1,468	1,500	1,981	2,100
44160	147	UNEMPLOYMENT CLAIMS	0	0	555	0
44160	148	EMPLOYEE EDUCATION & TRAINING	20	200	200	200
44160	196	EMPLOYEE PHYSICALS & TESTING	0	200	0	200
44160	224	COPIES	1,904	1,500	1,689	1,750
44160	231	PUBLICATIONS	297	100	75	75
44160	232	DUES	70	200	170	200
44160	233	SUBSCRIPTIONS	0	100	0	100
44160	236	PUBLIC RELATIONS / PROMOTIONS	0	1,000	1,000	1,000
44160	241	UTILITIES	12,036	14,500	12,085	14,000
44160	245	TELEPHONE	2,573	2,800	2,623	2,800
44160	259	CONTRACT SERVICES: INSTRUCTION	(5,038)	0	(747)	0
44160	261	REPAIR & MAINT - MOTOR VEHICLES	28	300	100	300
44160	263	REPAIR & MAINT-EQUIPMENT	65	200	200	200
44160	265	REPAIR & MAINT-GROUNDS	810	1,200	1,174	1,200
44160	266	REPAIR & MAINT-BUILDINGS	2,862	2,000	1,983	2,000
44160	279	CONTRACTED SERVICES - MAINTENANCE	8,083	10,000	9,650	10,000
44160	281	TRAVEL	0	200	0	200
44160	295	SPECIAL SERVICES	(17,521)	0	(5,417)	0
44160	311	OFFICE SUPPLIES	1,216	1,000	1,080	1,000
44160	312	SMALL ITEMS OF EQUIPMENT	1,654	2,000	3,603	3,500
44160	319	MATERIAL AND SUPPLIES	489	600	684	600
44160	324	JANITORAL SUPPLIES	2,491	1,500	1,847	2,000
44160	326	CLOTHING & UNIFORMS	400	400	468	500
44160	331	GAS, OIL, DIESEL FUEL, GREASE, ETC	845	800	597	800
44160	361	DAY CAMP PROGRAM	8,504	8,500	8,509	8,500
44160	513	PROPERTY & LIAB INSURANCE	2,992	3,000	3,659	3,800
44160	589	WORKERS COMP CLAIMS	187	200	0	0
44160	899	MISCELLANEOUS EXPENSE	0	100	0	100
TOTAL		**RECREATION PROGRAM DIVISION**	**212,461**	**247,318**	**238,733**	**291,101**
		ATHLETIC DIVISION				
44170	111	SALARIES & WAGES-REG	151,450	162,888	162,857	173,600
44170	112	SALARIES & WAGES-O/T	3,527	5,000	5,978	6,000
44170	113	SALARIES & WAGES-TEMP/SEASONAL	63,752	65,000	71,452	75,000
44170	141	FICA	16,136	17,820	18,081	19,480
44170	142	HOSPITAL AND HEALTH INS	26,731	28,000	26,860	27,000
44170	143	RETIREMENT - CURRENT	19,741	27,320	23,809	28,830
44170	146	WORKMEN'S COMPENSATION	737	1,500	3,049	3,200
44170	147	UNEMPLOYMENT CLAIMS	4,137	4,000	1,360	4,000
44170	148	EMPLOYEE EDUCATION & TRAINING	82	200	200	200
44170	196	EMPLOYEE PHYSICALS & TESTING	55	250	0	250
44170	224	COPIES	314	400	395	400
44170	231	PUBLICATIONS	129	150	130	150
44170	232	DUES	85	200	95	100
44170	236	PUBLIC RELATIONS / PROMOTIONS	0	1,000	1,000	1,000
44170	241	UTILITIES	49,480	50,000	50,781	53,000
44170	245	TELEPHONE	2,305	3,000	2,373	3,000
44170	261	REPAIR & MAINT - MOTOR VEHICLES	884	1,500	1,427	1,500

DEPARTMENT OF LEISURE SERVICES

110 GENERAL FUND
STATEMENT OF PROPOSED EXPENDITURES
FOR THE FISCAL YEAR ENDING JUNE 30, 2013

ACCOUNT NUMBE FUNCTION	OBJE	FUND #110 Account Description	Actual Fiscal Yr. 2011	Budget Fiscal Yr. 2012	Estimated Fiscal Yr. 2012	Proposed Fiscal Yr. 2013
44170	263	REPAIR & MAINT-EQUIPMENT	5,610	6,000	5,285	6,000
44170	265	REPAIR & MAINT-GROUNDS/GRND IMPRV	17,324	15,000	20,462	20,000
44170	266	REPAIR & MAINT-BUILDINGS	1,239	2,500	2,241	2,500
44170	279	CONTRACTED SERVICES - MAINTENANCE (	11,500	10,500	9,900	10,500
44170	281	TRAVEL	0	200	0	0
44170	295	SPECIAL SERVICES	(4,117)	0	(4,917)	0
44170	297	STATE MAINTENANCE FEES	0	300	210	300
44170	311	OFFICE SUPPLIES	1,073	750	724	750
44170	312	SMALL ITEMS OF EQUIPMENT	6,851	7,500	7,280	7,500
44170	319	MATERIAL AND SUPPLIES	3,450	5,000	4,876	5,000
44170	324	JANITORIAL SUPPLIES	4,513	4,500	4,287	4,500
44170	325	CONCESSION SUPPLIES	31,796	30,000	31,427	30,000
44170	326	CLOTHING & UNIFORMS	951	600	632	600
44170	331	GAS, OIL, DIESEL FUEL, GREASE, ETC	4,568	6,000	5,925	6,000
44170	332	MOTOR VEHICLE PARTS	0	300	0	300
44170	368	LEAGUE OFFICIALS EXPENSE	24,434	26,000	25,964	26,000
		Offset by Revenue in 34810				
44170	369	OTHER LEAGUE EXPENSE	889	1,000	187	0
44170	373	TOURNAMENT EXPENSE	0	500	500	500
44170	513	PROPERTY & LIAB INSURANCE	2,403	2,500	4,070	0
44170	589	WORKERS COMP CLAIMS	73	0	315	350
44170	899	MISCELLANEOUS EXPENSE	0	400	75	400
TOTAL		**ATHLETIC DIVISION**	**452,102**	**487,778**	**489,290**	**517,910**
TOTAL		**OPERATING EXPENDITURES**	**1,293,531**	**1,400,108**	**1,374,578**	**1,487,691**
		CAPITAL EXPENDITURES				
44190	929	BUILDING RENOVATIONS		0	90,000	0
		Fly/rigging system replacement at CPAC ($200,000) - bond proceeds				
44190	941	GENERAL PURPOSE MACHINERY		23,000	21,598	0
44190	943	PARKS, RECREATION & LAKE EQUIPMENT		8,000	6,400	0
44190	950	OTHER EQUIPMENT	15,783	0	0	5,000
		Depot equipment, display cases, electronic photo frames				
TOTAL		**CAPITAL EXPENDITURES**	**15,783**	**31,000**	**117,998**	**5,000**
TOTAL		**LEISURE SERVICES EXPENDITURES**	**1,309,314**	**1,431,108**	**1,492,576**	**1,492,691**

CITY OF COOKEVILLE
DEPARTMENT OF PARKS & MAINTENANCE

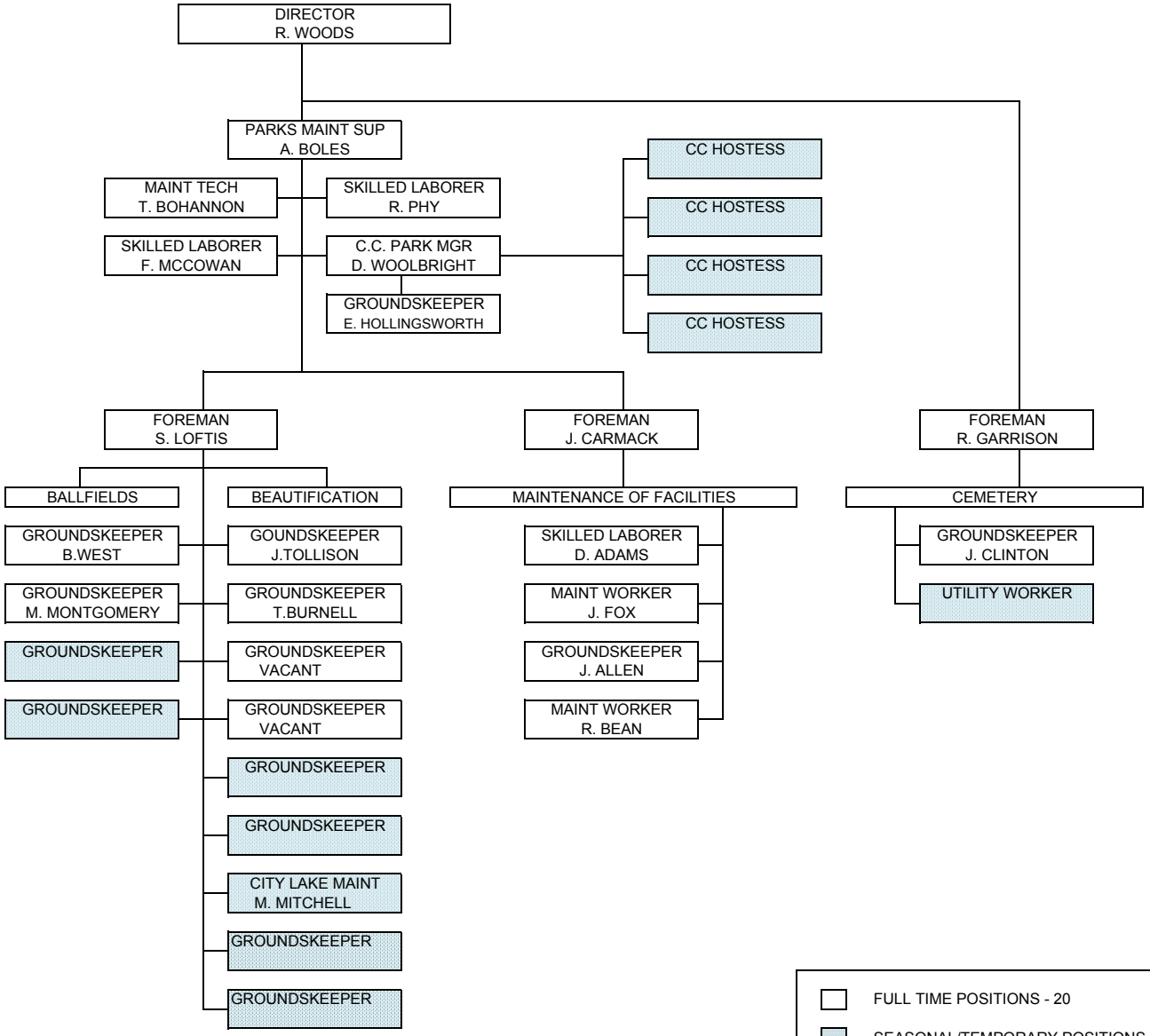

July, 2012

PARKS AND MAINTENANCE DIVISION

110 GENERAL FUND
STATEMENT OF PROPOSED EXPENDITURES
FOR THE FISCAL YEAR ENDING JUNE 30, 2013

ACCOUNT NUMBER FUNCTION	OBJECT	FUND #110 Account Description	Actual Fiscal Yr. 2011	Budget Fiscal Yr. 2012	Estimated Fiscal Yr. 2012	Proposed Fiscal Yr. 2013
		PARKS AND MAINTENANCE				
44210	111	SALARIES & WAGES-REG	489,922	517,000	487,232	558,500
44210	112	SALARIES & WAGES-O/T	11,451	10,000	9,954	10,000
44210	113	SALARIES & WAGES-TEMP/SEASONAL	73,958	75,000	82,086	82,500
44210	114	SALARIES - ON CALL	4,822	5,000	5,278	5,500
44210	115	SALARIES - ON CALL WORKED	395	500	370	500
44210	141	FICA	41,849	46,480	43,648	50,260
44210	142	HOSPITAL AND HEALTH INS	112,912	115,000	98,839	108,000
44210	143	RETIREMENT - CURRENT	80,446	86,638	79,658	92,207
44210	146	WORKMEN'S COMPENSATION	9,720	11,000	6,096	7,500
44210	147	UNEMPLOYMENT CLAIMS	5,797	6,000	2,191	6,000
44210	148	EMPLOYEE EDUCATION & TRAINING	953	750	461	750
44210	149	RETIREE INSURANCE PREM	7,719	7,800	6,699	7,800
44210	191	DRUG & ALCOHOL TESTING	222	100	96	100
44210	195	WELLNESS	1,000	1,000	1,168	1,200
44210	196	EMPLOYEE PHYSICALS & TESTING	40	250	0	250
44210	232	DUES	0	200	0	200
44210	241	UTILITIES	37,789	40,000	37,410	40,000
44210	245	TELEPHONE	2,271	2,800	2,446	2,800
44210	261	REPAIR & MAINT - MOTOR VEHICLES	8,027	8,500	9,645	9,500
44210	263	REPAIR & MAINT- EQUIPMENT	6,357	7,500	9,809	9,500
44210	265	REPAIR & MAINT-GROUNDS/GRND IMPRV	14,214	16,000	16,558	18,000
44210	266	REPAIR & MAINT-BUILDINGS	4,098	8,000	4,357	8,000
44210	274	REPAIR & MAINT-OTHER FACILITIES	2,848	2,500	14,589	15,000
44210	281	TRAVEL	215	250	150	250
44210	293	CONTRACTED SERVICES	0	3,000	0	0
44210	297	STATE MAINTENANCE FEES	1,050	1,500	1,200	1,500
44210	311	OFFICE SUPPLIES	102	100	78	100
44210	312	SMALL ITEMS OF EQUIPMENT	10,304	10,000	9,579	10,000
44210	319	MATERIAL AND SUPPLIES	14,230	15,000	13,817	15,000
44210	324	JANITORIAL SUPPLIES	6,143	5,000	6,036	6,000
44210	326	CLOTHING & UNIFORMS	4,334	4,000	3,852	4,000
44210	331	GAS, OIL, DIESEL FUEL, GREASE, ETC	22,180	23,000	26,940	28,000
44210	332	MOTOR VEHICLE PARTS	0	500	400	500
44210	513	PROPERTY & LIAB INSURANCE	5,365	7,500	4,378	5,500
44210	582	CLAIMS & DAMAGES LIABILITY	4,674	2,700	0	5,000
44210	589	WORKERS COMP CLAIMS	2,867	3,000	13,229	5,000
44210	899	MISCELLANEOUS EXPENSE	0	300	100	100
TOTAL	**PARKS AND MAINTENANCE**		**988,274**	**1,043,868**	**998,348**	**1,115,017**
		CEMETERY				
44220	111	SALARIES & WAGES-REG	61,024	64,000	63,837	66,500
44220	112	SALARIES & WAGES-O/T	929	1,000	589	1,000
44220	113	SALARIES-TEMPORARY/SEASONAL	9,572	13,000	12,892	13,500
44220	141	FICA	5,071	5,970	5,754	6,200
44220	142	HOSPITAL AND HEALTH INS	14,039	12,000	11,256	11,280
44220	143	RETIREMENT - CURRENT	9,782	10,580	10,136	10,830
44220	146	WORKMEN'S COMPENSATION	1,476	1,700	457	1,000
44220	196	EMPLOYEE PHYSICALS & TESTING	0	250	0	200
44220	231	PUBLICATIONS	0	100	0	100
44220	233	SUBSCRIPTIONS	0	100	75	100
44220	241	UTILITIES	2,641	2,800	2,760	3,400
44220	245	TELEPHONE	489	700	657	700
44220	257	SOFTWARE LICENSING FEES	378	400	392	400

PARKS AND MAINTENANCE DIVISION

110 GENERAL FUND
STATEMENT OF PROPOSED EXPENDITURES
FOR THE FISCAL YEAR ENDING JUNE 30, 2013

ACCOUNT NUMBER FUNCTION	OBJECT	FUND #110 Account Description	Actual Fiscal Yr. 2011	Budget Fiscal Yr. 2012	Estimated Fiscal Yr. 2012	Proposed Fiscal Yr. 2013
44220	261	REPAIR & MAINT - MOTOR VEHICLES	117	250	584	250
44220	263	REPAIR & MAINT - EQUIPMENT	464	850	945	850
44220	265	REPAIR & MAINT-GROUNDS/GRND IMPRV	643	2,000	1,602	2,000
44220	266	REPAIR & MAINT-BUILDINGS	146	300	300	300
44220	293	CONTRACTED SERVICES	1,290	1,200	1,710	1,800
44220	311	OFFICE SUPPLIES	82	150	150	150
44220	312	SMALL ITEMS OF EQUIPMENT	578	1,000	800	1,000
44220	319	MATERIAL AND SUPPLIES	804	700	685	700
44220	324	JANITORIAL SUPPLIES	146	200	194	200
44220	326	CLOTHING & UNIFORMS	679	600	560	600
44220	331	GAS, OIL, DIESEL FUEL, GREASE, ETC	2,745	3,000	3,548	4,500
44220	332	MOTOR VEHICLE PARTS	0	100	0	0
44220	513	PROPERTY & LIAB INSURANCE	330	600	423	600
44220	589	WORK COMP CLAIMS	209	0	0	0
44220	899	MISCELLANEOUS EXPENSE	67	100	0	100
TOTAL	**CEMETERY**		**113,701**	**123,650**	**120,306**	**128,260**
TOTAL	**OPERATING EXPENDITURES**		**1,101,975**	**1,167,518**	**1,118,654**	**1,243,277**
		CAPITAL EXPENDITURES				
44290	929	BUILDING RENOVATIONS AND IMPROVEMENTS		0	0	3,800
		Re-roof Park View Maintenance building $3800				
44290	940	MACHINERY & EQUIPMENT		38,000	23,547	11,000
		Zero turn mower for Cane Creek Park - replacing 2006 Steiner mower $7500				
		2 - 16' trailers for (1) Sportsplex Maint. (1) Park View Maint. $3500				
44290	944	VEHICLES		52,500	50,000	34,000
		Replace 2 half-ton pick-up trucks 2 @ $17,000				
TOTAL	**CAPITAL EXPENDITURES**		**0**	**90,500**	**73,547**	**48,800**
TOTAL	**PARKS & MAINT/CEMETERY EXPENDITURES**		**1,101,975**	**1,258,018**	**1,192,201**	**1,292,077**

121 STATE STREET AID FUND

DEPARTMENT OF PUBLIC WORKS

STATEMENT OF ESTIMATED REVENUE AND PROPOSED EXPENDITURES

FOR THE FISCAL YEAR ENDING JUNE 30, 2013

ACCOUNT NUMBER FUNCTION OBJECT	FUND #121 Account Description	Actual Fiscal Yr 2011	Budget Fiscal Yr. 2012	Estimated Fiscal Yr. 2012	Proposed Fiscal Yr. 2013
	LOCAL TAXES				
31111	PROPERTY TAX (CURRENT YEAR)	261,781	0	0	0
31211	DELINQ PROP TAX (1ST PY)	0	0	9,506	0
31211	DELINQ PROP TAX -CLERK & MASTER	0	0	850	1,500
31320	INT & PEN PROP TAX (DELINQ)	261	0	1,664	200
TOTAL	**LOCAL TAXES**	**262,042**	**0**	**12,020**	**1,700**
	INTERGOVERNMENTAL REVENUE				
33551	STATE GASOLINE TAX	726,496	710,000	772,567	750,000
33491	TDOT GRANTS - BRIDGE	197,954	0	0	0
33493	TDOT GRANTS - SAFE ROUTES	0	0	37,150	203,844
TOTAL	**INTERGOVERNMENTAL REVENUE**	**924,450**	**710,000**	**809,717**	**953,844**
	OTHER REVENUE				
36110	INTEREST EARNED - CHECKING	1,798	1,000	1,207	1,200
36130	INTEREST EARNED - LGIP	1,004	1,200	613	600
36330	SALE OF EQUIPMENT, VEHICLES, ETC.	0	0	80	0
TOTAL	**SERVICES AND OTHER REVENUE**	**2,802**	**2,200**	**1,900**	**1,800**
TOTAL REVENUE		**1,189,294**	**712,200**	**811,617**	**957,344**
TRANSFER FROM GENERAL FUND (Paving)		**0**	**250,000**	**250,000**	**0**
FUND BALANCE, JULY 1ST, BEGINNNING OF YEAR		**724,084**	**463,716**	**575,586**	**580,092**
TOTAL	**AVAILABLE FUNDS**	**1,913,378**	**1,425,916**	**1,637,203**	**1,537,436**

121 STATE STREET AID FUND

DEPARTMENT OF PUBLIC WORKS

STATEMENT OF ESTIMATED REVENUE AND PROPOSED EXPENDITURES

FOR THE FISCAL YEAR ENDING JUNE 30, 2013

ACCOUNT NUMBER FUNCTION	OBJECT	FUND #121 Account Description	Actual Fiscal Yr 2011	Budget Fiscal Yr. 2012	Estimated Fiscal Yr. 2012	Proposed Fiscal Yr. 2013
		EXPENDITURES				
		PAVING/SIDEWALKS				
43320	393	SALT PURCHASES	67,212	70,000	37,920	45,000
43320	935	RESURFACING AND PAVING	711,558	750,000	749,735	600,000
43320	938	SIDEWALK IMPR AND CONSTRUCTION	5,765	30,000	15,847	30,000
TOTAL	**PAVING**		**784,535**	**850,000**	**803,502**	**675,000**
		IMPROVEMENTS TO INTERSECTIONS				
43330	319	MATERIALS AND SUPPLIES	6,042	10,000	10,000	10,000
43330	342	INTERSECTION SIGN PARTS & SUPPLIES	13,609	25,000	23,450	20,000
43330	343	INTERSECTION IMPROVEMENT EQUIP	44,707	50,000	23,918	45,000
		Signalization Supplies, Poles, Mast Arms, Etc.				
TOTAL	**IMPROVEMENTS TO INTERSECTIONS**		**64,358**	**85,000**	**57,368**	**75,000**
		OTHER CHARGES				
43380	513	PROPERTY & LIABILITY INSURANCE	0	150	0	0
43380	891	BANK SERVICE CHARGE	124	100	91	100
TOTAL	**OTHER CHARGES**		**124**	**250**	**91**	**100**
TOTAL	**OPERATING EXPENDITURES**		**849,017**	**935,250**	**860,961**	**750,100**
		CAPITAL EXPENDITURES				
43590	894	TRAFFIC SIGN REFLECTIVITY INVENTORY	117,359	0	0	0
						0
43590	942	HEAVY DUTY EQUIPMENT	51,627	0	0	0
						0
43590	944	VEHICLES	38,434	0	0	0
		GRANT EXPENDITURES				
43340	744	SAFE ROUTES TO SCHOOLS	0	0	37,150	203,847
		MINE LICK CREEK BRIDGE				
43958	319	MATERIAL & SUPPLIES	(95)	0	0	0
43958	983	ENGINEERING/ARCHITECH FEES	14,976	0	0	0
43958	935	RESURFACING & PAVING/CONST	266,473	0	0	0
		South Walnut @ Jackson Realignment				
43915	935	RESURFACING & PAVING/CONST	0	159,000	0	0
51625	760	TRSFR TO GO BOND FUND (PAVING)	0	0	159,000	0
TOTAL	**CAPITAL EXPENDITURES**		**488,774**	**159,000**	**196,150**	**203,847**
TOTAL	**STATE STREET AID EXPENDITURES**		**1,337,791**	**1,094,250**	**1,057,111**	**953,947**

123 SOLID WASTE FUND

DEPARTMENT OF PUBLIC WORKS

STATEMENT OF ESTIMATED REVENUE AND PROPOSED EXPENDITURES

FOR THE FISCAL YEAR ENDING JUNE 30, 2013

ACCOUNT NUMBER FUNCTION OBJECT	FUND #123 Account Description	Actual Fiscal Yr 2011	Budget Fiscal Yr. 2012	Estimated Fiscal Yr. 2012	Proposed Fiscal Yr. 2013
	CHARGES FOR SERVICES				
34410	COMMERCIAL COLLECTION FEES	1,362,693	1,356,000	1,345,079	1,345,000
34412	BRUSH REMOVAL FEES	8,220	7,000	8,540	8,500
34413	TIPPING FEES	15,245	14,000	22,016	14,000
34421	SALE OF DUMPSTERS	21,468	8,000	16,041	10,000
34431	LEASE OF ROLLOFFS	20,490	12,000	17,445	13,000
34432	PICKUP/COLLECTION OF ROLLOFFS	53,324	55,000	62,520	55,000
TOTAL	**CHARGES FOR SERVICES**	**1,481,440**	**1,452,000**	**1,471,641**	**1,445,500**
	OTHER REVENUE				
36110	INTEREST EARNINGS - CHECKING	2,412	1,500	2,647	2,200
36330	SALE OF EQUIPMENT, VEHICLES, ETC	0	0	20,025	0
36380	SALE OF SCRAP	3,412	0	2,464	0
36499	MISCELLANEOUS	50	0	0	0
36950	BAD DEBT COLLECTIONS	58	0	0	0
TOTAL	**OTHER REVENUE**	**5,932**	**1,500**	**25,136**	**2,200**
TOTAL REVENUE		**1,487,372**	**1,453,500**	**1,496,777**	**1,447,700**
FUND BALANCE, JULY 1ST, BEGINNING OF YEAR		**694,373**	**656,108**	**720,722**	**575,063**
TOTAL	**AVAILABLE FUNDS**	**2,181,745**	**2,109,608**	**2,217,499**	**2,022,763**

123 SOLID WASTE FUND

DEPARTMENT OF PUBLIC WORKS
STATEMENT OF ESTIMATED REVENUE AND PROPOSED EXPENDITURES
FOR THE FISCAL YEAR ENDING JUNE 30, 2013

ACCOUNT NUMBER FUNCTION OBJECT		FUND #123 Account Description	Actual Fiscal Yr 2011	Budget Fiscal Yr. 2012	Estimated Fiscal Yr. 2012	Proposed Fiscal Yr. 2013
		RESIDENTIAL COLLECTION				
43220	111	SALARIES & WAGES-REGULAR	124,906	130,000	129,804	134,000
43220	112	SALARIES-O/T	1,590	2,500	4,095	3,000
43220	141	FICA	9,097	10,140	9,933	10,480
43220	142	HOSPITAL AND HEALTH INS	26,674	26,760	26,672	26,760
43220	143	RETIREMENT - CURRENT	20,182	21,560	21,283	21,990
43220	146	WORKMEN'S COMPENSATION	1,489	2,000	2,580	2,600
43220	149	RETIREE INS PREMIUM	477	0	0	0
43220	261	REPAIR & MAINT - MOTOR VEHICLES	69,340	65,000	91,988	65,000
43220	263	REPAIR & MAINT-EQUIPMENT	0	250	250	250
43220	311	OFFICE SUPPLIES	13	150	150	150
43220	312	SMALL ITEMS OF EQUIPMENT	0	500	456	500
43220	319	MATERIALS AND SUPPLIES	(579)	2,000	931	2,000
43220	326	CLOTHING & UNIFORMS	1,909	2,200	2,239	2,200
43220	331	GAS, OIL, DIESEL FUEL, GREASE, ETC	65,818	80,000	84,571	90,000
43220	513	PROPERTY & LIAB INSURANCE	867	1,700	790	0
43220	582	CLAIMS & DAMAGES - LIAB	0	0	1,246	0
43220	899	MISCELLANEOUS EXPENSE	0	0	32	0
TOTAL	**RESIDENTIAL COLLECTION**		**321,783**	**344,760**	**377,020**	**358,930**
		COMMERCIAL COLLECTION				
43230	111	SALARIES & WAGES-REGULAR	271,822	276,000	280,079	290,000
43230	112	SALARIES & WAGES-O/T	4,474	8,000	7,918	8,000
43230	141	FICA	20,154	21,730	21,576	22,800
43230	142	HOSPITAL AND HEALTH INS	40,658	43,200	38,160	38,400
43230	143	RETIREMENT - CURRENT	43,735	46,210	45,251	47,830
43230	146	WORKMEN'S COMPENSATION	3,705	3,900	4,516	4,600
43230	224	COPIES	0	50	50	50
43230	245	TELEPHONE	420	300	606	600
43230	261	REPAIR & MAINT - MOTOR VEHICLES	77,534	75,000	74,101	75,000
43230	263	REPAIR & MAINT-EQUIPMENT	0	500	500	500
43230	296	LANDFILL SERVICES	21,649	20,000	23,749	24,000
43230	311	OFFICE SUPPLIES	109	250	256	250
43230	312	SMALL ITEMS OF EQUIPMENT	0	750	750	750
43230	315	COMPUTER SUPPLIES	0	250	200	250
43230	319	MATERIALS AND SUPPLIES	9,249	9,000	9,064	9,500
43230	326	CLOTHING & UNIFORMS	2,023	2,500	2,659	2,500
43230	331	GAS, OIL, DIESEL FUEL, GREASE, ETC	66,203	80,000	79,618	85,000
43230	332	MOTOR VEHICLE PARTS	0	1,000	1,000	1,000
43230	513	PROPERTY & LIAB INSURANCE	1,433	1,850	986	1,000
43230	582	CLAIMS & DAMAGES	90	1,000	3,063	2,000
43230	589	WORKERS COMP CLAIMS	2,293	0	3,035	0
43230	899	MISCELLANEOUS EXPENSE	190	500	500	500
TOTAL	**COMMERCIAL COLLECTION**		**565,741**	**591,990**	**597,637**	**614,530**

123 SOLID WASTE FUND

DEPARTMENT OF PUBLIC WORKS
STATEMENT OF ESTIMATED REVENUE AND PROPOSED EXPENDITURES
FOR THE FISCAL YEAR ENDING JUNE 30, 2013

ACCOUNT NUMBER FUNCTION	OBJECT	FUND #123 Account Description	Actual Fiscal Yr 2011	Budget Fiscal Yr. 2012	Estimated Fiscal Yr. 2012	Proposed Fiscal Yr. 2013
		BRUSH COLLECTIONS				
43240	111	SALARIES & WAGES-REGULAR	116,791	122,000	124,960	130,000
43240	112	SALARIES-O/T	1,284	2,500	2,479	2,500
43240	141	FICA	8,848	9,520	9,594	10,140
43240	142	HOSPITAL AND HEALTH INS	14,025	14,400	17,887	18,240
43240	143	RETIREMENT - CURRENT	18,782	20,260	20,034	21,270
43240	146	WORKMEN'S COMPENSATION	1,490	2,000	992	1,500
43240	261	REPAIR & MAINT - MOTOR VEHICLES	0	10,000	5,000	10,000
43240	263	REPAIR & MAINT-EQUIPMENT	0	2,500	2,000	2,500
43240	312	SMALL ITEMS OF EQUIPMENT	0	500	500	500
43240	319	MATERIALS AND SUPPLIES	20	750	500	750
43240	326	CLOTHING & UNIFORMS	511	800	617	800
43240	331	GAS, OIL, DIESEL FUEL, GREASE, ETC	10,619	17,000	19,825	19,000
43240	513	PROPERTY & LIAB INSURANCE	659	1,000	564	1,000
43240	582	CLAIMS & DAMAGES	0	1,000	0	1,000
43240	589	WORKERS COMPENSATION CLAIMS	9,581	0	5,237	0
43240	899	MISCELLANEOUS EXPENSE	0	500	500	500
TOTAL	**BRUSH COLLECTION**		**182,610**	**204,730**	**210,689**	**219,700**
		OTHER OPERATING EXPENDITURES				
43280	149	RETIREE INSURANCE PREMIUMS	5,245	5,760	1,731	1,380
43280	211	POSTAGE	0	200	100	200
43280	221	PRINTING EXP	0	150	100	150
43280	232	DUES	15	0	15	15
43280	241	UTILITIES	8,281	11,000	7,966	11,000
43280	245	TELEPHONE	922	850	1,279	1,300
43280	253	AUDIT FEES	1,000	1,500	667	1,000
43280	582	CLAIMS & DAMAGES - LIABILITY	0	3,000	2,000	3,000
43280	585	ADMINISTRATIVE FEE	65,556	67,100	67,300	71,000
43280	588	CUSTOMER SERVICE BILLING EXPENSE	12,140	13,200	12,468	15,000
43280	891	BANK SERVICE CHARGE	123	1,400	148	200
43280	892	BAD DEBT EXPENSE	2,679	3,000	3,000	3,000
43280	899	MISCELLANEOUS EXPENSE	0	500	500	500
TOTAL		**OTHER OPERATING EXPENDITURES**	**95,961**	**107,660**	**97,274**	**107,745**
TOTAL		**OPERATING EXPENDITURES**	**1,166,095**	**1,249,140**	**1,282,620**	**1,300,905**

123 SOLID WASTE FUND

DEPARTMENT OF PUBLIC WORKS
STATEMENT OF ESTIMATED REVENUE AND PROPOSED EXPENDITURES
FOR THE FISCAL YEAR ENDING JUNE 30, 2013

ACCOUNT NUMBER FUNCTION	OBJECT	FUND #123 Account Description	Actual Fiscal Yr 2011	Budget Fiscal Yr. 2012	Estimated Fiscal Yr. 2012	Proposed Fiscal Yr. 2013
		CAPITAL EXPENDITURES				
43290	939	DUMPSTERS/ROLL-OFF CONTAINERS	55,417	80,000	79,456	80,000
		Commercial Accounts - Lease/Purchase				
43290	933	RECYCLING PROGRAM - SITE DEVELOPME	13,251	12,000	15,000	0
43290	944	VEHICLES	0	0	0	21,500
		Service Truck				
43290	988	CARTS	17,854	26,000	25,360	35,000
		Replace carts as needed and for annex. areas				
43290	958	GARBAGE TRUCK	208,406	250,000	240,000	265,000
		Sideload Sanitation Truck $265,000				
TOTAL		**CAPITAL EXPENDITURES**	**294,928**	**368,000**	**359,816**	**401,500**
TOTAL		**SANITATION FUND EXPENDITURES**	**1,461,023**	**1,617,140**	**1,642,436**	**1,702,405**

124 DRUG FUND

STATEMENT OF ESTIMATED REVENUE AND PROPOSED EXPENDITURES
FOR THE FISCAL YEAR ENDING JUNE 30, 2013

ACCOUNT NUMBER FUNCTION	OBJECT	FUND # 124 Account Description	Actual Fiscal Yr 2011	Budget Fiscal Yr. 2012	Estimated Fiscal Yr. 2012	Proposed Fiscal Yr. 2013
		REVENUE				
		COURT FINES & COSTS FROM COUNTY				
35164		GEN SESSIONS & CRIMINAL COURT FINES	5,079	5,000	4,826	5,000
35710		CONFISCATED PROPERTY	105,318	35,000	23,781	26,000
TOTAL		**COURT FINES & COSTS FROM COUNTY**	**110,397**	**40,000**	**28,607**	**31,000**
		OTHER REVENUE				
33194		FEDERAL GRANTS - DOJ	8,578	0	0	0
36110		INTEREST EARNINGS - CHECKING	556	250	224	250
36330		SALE OF EQUIP, VEHICLES	0	0	910	0
TOTAL		**OTHER REVENUE**	**9,134**	**250**	**1,134**	**250**
TOTAL REVENUE			**119,531**	**40,250**	**29,741**	**31,250**
FUND BALANCE, JULY 1, BEGINNING OF YEAR			**56,877**	**39,762**	**40,467**	**37,166**
TOTAL		**AVAILABLE FUNDS**	**176,408**	**80,012**	**70,208**	**68,416**
		EXPENDITURES				
		INVESTIGATION				
42710	896	DRUG INVESTIGATIONS		2,000	0	2,000
TOTAL		**INVESTIGATION**	**0**	**2,000**	**0**	**2,000**
		OTHER EXPENDITURES				
42780	148	EMPLOYEE ED & TRAINING	0	0	10,020	0
42780	266	REPAIRS & MAINT BUILDINGS	1,073	0	0	0
42780	281	TRAVEL	2,037	1,000	0	1,000
42780	291	SEIZED PROPERTY EXPENSE	174	5,000	774	5,000
42780	293	CONTRACTED SERVICES	0	0	940	0
42780	312	SMALL ITEMS OF EQUIPMENT	71,897	25,000	10,154	20,000
42780	319	MATERIALS AND SUPPLIES	0	2,500	0	1,000
42780	891	BANK SERVICE CHARGE	400	500	354	350
42780	899	MISCELLANEOUS EXPENSE	7,500	1,000	0	1,000
42780	944	VEHICLES	42,960	0	0	0
42780	953	INVESTIGATIVE EQUIPMENT/K9	9,900	0	10,800	0
TOTAL		**OTHER EXPENDITURES**	**135,941**	**35,000**	**33,042**	**28,350**
TOTAL		**DRUG FUND EXPENDITURES**	**135,941**	**37,000**	**33,042**	**30,350**

125 TREE BOARD FUND

STATEMENT OF ESTIMATED REVENUE AND PROPOSED EXPENDITURES
FOR THE FISCAL YEAR ENDING JUNE 30, 2013

ACCOUNT NUMBER FUNCTION	OBJECT	FUND # 125 Account Description	Actual Fiscal Yr. 2011	Budget Fiscal Yr. 2012	Estimated Fiscal Yr. 2012	Proposed Fiscal Yr. 2013
		REVENUE				
		STATE GRANTS				
33450		TREE BOARD GRANTS	500	0	0	0
TOTAL		**STATE GRANTS**	**500**	**0**	**0**	**0**
		OTHER REVENUES				
36110		INTEREST EARNINGS - CHECKING	64	50	35	40
36732		CONTRIBUTIONS - REDBUD PROJECT	2,987	2,000	692	500
TOTAL		**OTHER REVENUES**	**3,051**	**2,050**	**727**	**540**
TOTAL REVENUE			**3,551**	**2,050**	**727**	**540**
FUND BALANCE, JULY 1, BEGINNING OF YEAR			**11,810**	**8,698**	**7,792**	**5,088**
TRANSFER FROM GENERAL FUND			**3,000**	**3,000**	**3,000**	**3,000**
TOTAL		**AVAILABLE FUNDS**	**18,361**	**13,748**	**11,519**	**8,628**
		EXPENDITURES				
45160	211	POSTAGE	0	25	0	10
45160	235	MEMBERSHIPS, REGISTRATION & SEMINA	100	300	35	100
45160	236	PUBLIC RELATIONS / PROMOTIONS	1,734	700	75	500
45160	253	AUDITING FEE	250	250	250	250
45160	281	TRAVEL	0	500	0	0
45160	293	CONTRACTED SERVICES	3,000	5,000	3,525	0
45160	375	TREE SEEDLING PROGRAM	0	0	287	300
45160	744	GRANT EXPENSE	513	0	0	0
45160	745	REDBUD FESTIVAL EXPENSE	2,416	2,000	2,000	2,000
45160	891	BANK SERVICE CHARGES	81	150	58	60
45160	899	MISCELLANEOUS	0	50	201	100
TOTAL		**TREE BOARD EXPENDITURES**	**8,094**	**8,975**	**6,431**	**3,320**

126 ANIMAL CONTROL FUND

STATEMENT OF ESTIMATED REVENUE AND PROPOSED EXPENDITURES
FOR THE FISCAL YEAR ENDING JUNE 30, 2013

ACCOUNT NUMBER FUNCTION OBJECT	FUND # 126 Account Description	Actual Fiscal Yr 2011	Budget Fiscal Yr. 2012	Estimated Fiscal Yr. 2012	Proposed Fiscal Yr. 2013
	LOCAL REVENUE				
33801	PUTNAM COUNTY ALLOCATION	55,100	55,100	55,100	55,100
33803	CITY OF MONTEREY ALLOCATION	6,000	6,000	6,000	6,000
33804	CITY OF ALGOOD ALLOCATION	5,000	5,000	5,000	5,000
33805	CITY OF BAXTER ALLOCATION	1,000	1,000	1,000	1,000
TOTAL	**LOCAL REVENUE**	**67,100**	**67,100**	**67,100**	**67,100**
	FEES AND CHARGES FOR SERVICES				
34510	CHARGES FOR SERVICES - CREMATION	12,386	10,000	13,743	12,000
34511	ANIMAL ADOPTION FEES	35,627	20,000	31,576	25,000
34512	RETURN TO OWNER FEES	3,139	2,000	3,605	2,000
34514	SPAY NEUTER DEPOSITS	4,460	0	1,015	0
34515	VACCINATION FEES	120	0	0	0
34516	INTAKE FEES	0	0	5,890	4,000
TOTAL	**FEES AND CHARGES FOR SERVICES**	**55,732**	**32,000**	**55,829**	**43,000**
	OTHER REVENUE				
36110	INTEREST EARNINGS - CHECKING	313	250	258	300
36130	INTEREST EARNINGS - LGIP	1,055	750	625	500
36495	RETURNED CHECK SERVICE CHARGE	100	0	0	0
36701	CONTRIBUTIONS AND DONATIONS	26,143	20,000	18,598	20,000
36706	ANIMAL MEDICAL FUND	0	0	8,341	0
36499	MISCELLANEOUS REVENUE	0	0	2,000	0
TOTAL	**OTHER REVENUE**	**27,611**	**21,000**	**29,822**	**20,800**
TOTAL	**OPERATING REVENUE**	**150,443**	**120,100**	**152,751**	**130,900**
	NON-OPERATING REVENUE				
34932	CASH OVER	56	0	0	0
36703	SPAY/NEUTER - DONATIONS - Used for	100	0	0	0
	Spay/Neuter - Expenses Posted Against Revenue				
TOTAL	**NON-OPERATING REVENUE**	**156**	**0**	**0**	**0**
TOTAL REVENUE		**150,599**	**120,100**	**152,751**	**130,900**
TRANSFER FROM GENERAL FUND		**64,220**	**64,220**	**64,220**	**64,220**
BOND PROCEEDS - SHELTER CONSTRUCTION		**0**	**0**	**0**	**900,000**
DEFERRED REVENUE - SHELTER CONSTRUCTION		**38,902**	**38,901**	**39,002**	**39,002**
FUND BALANCE -DESIGNATED FOR SHELTER CONSTRUCTION		**10,000**	**10,000**	**10,000**	**10,000**
RESERVE - SAWYER TRUST PROCEEDS - Shelter Construction		**439,544**	**439,544**	**439,544**	**439,544**
FUND BALANCE, JULY 1, BEGINNING OF YEAR		**25,685**	**55,956**	**64,919**	**80,525**
TOTAL	**AVAILABLE FUNDS**	**728,950**	**728,721**	**770,436**	**1,664,191**

126 ANIMAL CONTROL FUND

STATEMENT OF ESTIMATED REVENUE AND PROPOSED EXPENDITURES

FOR THE FISCAL YEAR ENDING JUNE 30, 2013

ACCOUNT NUMBER FUNCTION	OBJECT	FUND # 126 Account Description	Actual Fiscal Yr 2011	Budget Fiscal Yr. 2012	Estimated Fiscal Yr. 2012	Proposed Fiscal Yr. 2013
		OPERATING EXPENDITURES				
45150	111	SALARIES	75,131	103,110	100,663	127,000
45150	112	OVERTIME	4,282	5,000	3,206	5,000
45150	141	FICA	6,073	8,270	7,946	10,098
45150	142	HOSPITAL AND HEALTH INSURANCE	292	0	0	0
45150	146	WORKERS COMPENSATION INSURANCE	1,020	1,100	1,116	1,200
45150	147	UNEMPLOYMENT CLAIMS	7,162	15,000	2,559	5,000
45150	148	EMPLOYEE EDUCATION AND TRAINING	545	1,000	248	1,000
45150	191	DRUG & ALCOHOL TESTING	66	50	50	50
45150	196	EMPLOYEE PHYSICALS & TESTING	470	500	455	500
45150	211	POSTAGE	0	100	50	100
45150	224	COPIES/COPIER CONTRACT	808	800	575	800
45150	231	PUBLICATIONS	88	100	0	100
45150	235	REGISTRATION, SEMINAR	0	0	0	500
45150	241	UTILITIES 290-3655-01	24,840	27,000	24,621	27,000
45150	245	TELEPHONE	2,398	2,500	2,256	2,500
45150	253	AUDIT FEE	1,001	1,000	1,013	1,100
45150	261	REPAIR & MAINTENANCE - VEHICLES	52	500	4,020	500
45150	263	REPAIR & MAINTENANCE - EQUIPMENT	1,420	500	504	500
45150	266	REPAIR & MAINTENANCE - BUILDINGS	4,678	2,500	11,321	1,500
45150	281	TRAVEL	677	500	1,040	1,000
45150	311	OFFICE SUPPLIES	1,381	800	1,843	1,000
45150	312	SMALL ITEMS OF EQUIPMENT	1,599	1,000	1,803	1,200
45150	319	MATERIALS AND SUPPLIES	10,771	6,000	5,952	6,000
45150	321	DRUG SUPPLIES	19,462	10,000	21,251	21,000
45150	324	JANITORIAL SUPPLIES	5,825	2,000	3,939	3,000
45150	326	CLOTHING AND UNIFORMS	1,397	1,000	787	1,000
45150	331	GAS, OIL, DEISEL FUEL, GREASE ECT	625	700	987	1,400
45150	513	PROPERTY AND LIABILITY INSURANCE	999	1,000	1,038	1,100
45150	589	WORKERS COMPENSATION CLAIMS	399	500	986	500
45150	873	CASH OVER SHORT	46	0	290	0
45150	891	BANK SERVICE CHARGE	205	200	231	220
45150	899	MISCELLANEOUS	1,872	1,000	615	1,000
TOTAL	**OPERATING EXPENDITURES**		**175,584**	**193,730**	**201,365**	**222,868**
		CAPITAL EXPENDITURES				
45190	929	BUILDING RENOVATION AND IMPROVEMENTS		0	0	1,388,000
45150	983	ENGINEERING / ARCHITECT DESIGN FEES			0	0
TOTAL	**CAPITAL EXPENDITURES**			**0**	**0**	**1,388,000**
TOTAL	**EXPENDITURES**		**175,584**	**193,730**	**201,365**	**1,610,868**

130 ECONOMIC DEVELOPMENT FUND

STATEMENT OF ESTIMATED REVENUE AND PROPOSED EXPENDITURES
FOR THE FISCAL YEAR ENDING JUNE 30, 2013

ACCOUNT NUMBER FUNCTION	OBJECT	FUND # 130 Account Description	Actual Fiscal Yr. 2011	Budget Fiscal Yr. 2012	Estimated Fiscal Yr. 2012	Proposed Fiscal Yr. 2013
		REVENUE				
		LOCAL TAXES				
31111		CURRENT PROPERTY TAXES	261,781	282,100	291,102	276,650
31211		PRIOR YEAR TAXES	8,309	6,000	7,171	7,000
31212		CLERK & MASTER PROPERTY TAXES	2,485	800	2,089	1,500
31320		INTEREST AND PENALTY	2,436	1,000	1,652	1,000
TOTAL	**LOCAL TAXES**		**275,011**	**289,900**	**302,014**	**286,150**
		OTHER REVENUES				
36110		INTEREST EARNINGS - CHECKING	353	300	1,834	500
36210		RENT	2,700	0	2,700	0
33801		PUTNAM COUNTY ALLOCATION	472,217	6,936,100	5,128,792	1,670,396
36920		PROCEEDS FROM BOND ISSUE	7,200,000	0	0	0
TOTAL	**OTHER REVENUES**		**7,675,270**	**6,936,400**	**5,133,326**	**1,670,896**
TOTAL REVENUE			**7,950,281**	**7,226,300**	**5,435,340**	**1,957,045**
TRANSFER FROM GENERAL FUND (OPERATING)			**1,261,504**	**0**	**0**	**0**
FUND BALANCE, JULY 1ST, BEGINNING OF YEAR			**106,326**	**1,367,830**	**6,793,009**	**1,864,924**
TOTAL	**AVAILABLE FUNDS**		**9,318,111**	**8,594,130**	**12,228,349**	**3,821,969**
		EXPENDITURES				
47100	251	PROFESSIONAL SERVICES	433	0	0	0
47100	891	BANK SERVICE CHARGES	96	150	206	200
51610	764	OPERATING TRANSFER TO GENERAL FUND		50,000	50,000	100,000
		HIGHLANDS INDUSTRIAL PARK				
47111	211	POSTAGE	9	0	0	0
47111	231	PUBLICATIONS	637	0	803	0
47111	252	LEGAL SERVICES	16,318	10,000	63,561	0
47111	319	MATERIALS AND SUPPLIES	1,802	0	6,835	0
47111	899	MISCELLANEOUS	1,128	0	0	0
47111	911	LAND, ROW, EASEMENTS ETC	3,908	160,000	0	0
47111	923	CONSTRUCTION	815,452	12,650,000	9,475,075	2,609,473
47111	931	LABOR, MATERIALS & SUPPLIES	1,161	0	0	0
47111	983	ENGINEERING/ARCHITECT FEES	106,755	25,000	177,736	0
		BOND ISSUANCE COSTS				
47111	586	PAYING AGENT FEES	200	0	0	0
47111	696	BOND ISSUANCE COSTS	56,100	0	0	0
47111	697	UNDERWRITER'S DISCOUNT	57,600	0	0	0
		LEE SEMINARY ROAD				
47112	231	PUBLICATIONS	0	0	110	0
47112	319	MATERIALS & SUPPLIES	0	0	402	0
47112	911	LAND, ROW, EASEMENTS, ETC	0	60,000	88,490	0
47112	983	ENGINEERING/ARCHITECT FEES	0	0	9,995	0
47112	923	CONSTRUCTION	0	1,100,000	490,212	731,318
		PRINCIPAL ON NOTES				
47100	673	ECON. DEV. PRINCIPAL PMTS	1,435,771	0	0	0
		INTEREST ON NOTES				
47110	674	ECON DEV. INTEREST PMTS	27,732	0	0	0
TOTAL	**EXPENDITURES**		**2,525,102**	**14,055,150**	**10,363,425**	**3,440,991**

135 QUALITY OF LIFE FUND

STATEMENT OF ESTIMATED REVENUE AND PROPOSED EXPENDITURES

FOR THE FISCAL YEAR ENDING JUNE 30, 2013

ACCOUNT NUMBER FUNCTION OBJECT	FUND # 135 Account Description	Actual Fiscal Yr. 2011	Budget Fiscal Yr. 2012	Estimated Fiscal Yr. 2012	Proposed Fiscal Yr. 2013
	REVENUE				
	LOCAL TAXES				
31111	CURRENT PROPERTY TAXES	65,445	70,410	71,526	71,000
31211	PRIOR YEAR TAXES	2,077	1,500	1,792	1,500
31212	CLERK & MASTER PROPERTY TAXES	621	250	522	500
31320	INTEREST AND PENALTY	609	400	413	400
TOTAL	**LOCAL TAXES**	**68,752**	**72,560**	**74,253**	**73,400**
	INTERGOVERNMENTAL REVENUE				
33492	TDOT GRANT	42,000	2,122,148	28,000	2,094,148
33700	GRANTS FROM LOCAL GOVTS	149,364	0	0	0
33801	PUTNAM COUNTY ALLOCATION	45,313	29,386	0	22,735
33803	MONTEREY ALLOCATION	1,319	32,706	0	32,706
33804	ALGOOD ALLOCATION	22,656	0	0	11,369
TOTAL	**INTERGOVERNMENTAL REVENUE**	**260,652**	**2,184,240**	**28,000**	**2,160,958**
	OTHER REVENUES				
36110	INTEREST EARNINGS - CHECKING	1,185	1,000	1,383	1,000
36150	INTEREST EARNINGS - MONEY MARKET	246	500	80	100
36715	DONATIONS/CONTRIBUTIONS	0	1,000	0	0
TOTAL	**OTHER REVENUES**	**1,431**	**2,500**	**1,463**	**1,100**
TOTAL REVENUE		**330,835**	**2,259,300**	**103,716**	**2,235,458**
FUND BALANCE, JULY 1ST BEGINNING OF YEAR		**338,058**	**331,215**	**314,000**	**299,195**
TOTAL	**AVAILABLE FUNDS**	**668,893**	**2,590,515**	**417,716**	**2,534,653**

135 QUALITY OF LIFE FUND

STATEMENT OF ESTIMATED REVENUE AND PROPOSED EXPENDITURES

FOR THE FISCAL YEAR ENDING JUNE 30, 2013

ACCOUNT NUMBER FUNCTION	OBJECT	FUND # 135 Account Description	Actual Fiscal Yr. 2011	Budget Fiscal Yr. 2012	Estimated Fiscal Yr. 2012	Proposed Fiscal Yr. 2013
		EXPENDITURES				
41910	710	CONTRIBUTIONS-TN PARKS & GREEN	0	0	25,000	0
46510	257	SOFTWARE LICENSING FEES - online registratic	0	15,000	15,000	0
46510	891	BANK SERVICE CHARGES	88	100	84	100
46510	937	PARKS, RECREATION & LAKE IMPR	0	35,000	35,568	17,200
		continue replacement of paddle boats - 4 @ $2000				
		curbs at sportsplex trail - $4200				
		Pavillion Grills - $5,000				
		RAILS W/ TRAILS PROJECT				
47120	231	PUBLICATIONS	0	0	0	500
47120	252	LEGAL SERVICES	50	5,000	625	5,000
47120	911	LAND, EASEMENTS, ROW	50,000	50,000	0	20,000
47120	923	CONSTRUCTION	0	2,322,148	0	2,267,148
47120	983	ENGINEERING	2,500	5,000	35,000	0
		TRAIL HEADS (TDEC)				
47121	319	MATERIALS & SUPPLIES	5,528	0	0	0
47121	923	CONSTRUCTION	288,200	0	0	0
47121	293	CONTRACTED SERVICES	5,000	0	0	0
47130	513	PROPERTY & LIABILITY INSURANCE	1,297	0	0	0
47130	911	LAND, ROW, EASEMENT ETC	2,231	0	0	0
51610	764	OPERATING TRSFR - GENERAL FUND (RAILS \	0	7,244	7,244	6,769
TOTAL	**EXPENDITURES**		**354,894**	**2,439,492**	**118,521**	**2,316,717**

211 GENERAL OBLIGATION DEBT SERVICE FUND

STATEMENT OF ESTIMATED REVENUE AND PROPOSED EXPENDITURES

FOR THE FISCAL YEAR ENDING JUNE 30, 2013

ACCOUNT # FUNCTION O OBJECT	FUND #211 Account Description	Actual Fiscal Yr 2011	Budget Fiscal Yr. 2012	Estimated Fiscal Yr. 2012	Proposed Fiscal Yr. 2013
	LOCAL TAXES				
31111	CURRENT PROPERTY TAX	261,781	422,700	407,058	414,975
31211	PRIOR YEAR TAXES - CITY CLERK	39,470	20,000	13,107	15,000
31212	PRIOR YEAR TAXES - CLERK & MASTER	12,660	4,000	14,648	5,000
31320	INTEREST & PENALTY	12,259	4,000	7,810	4,000
31516	IN-LIEU CRMC	700,000	700,000	700,000	700,000
TOTAL	**LOCAL TAXES**	**1,026,170**	**1,150,700**	**1,142,623**	**1,138,975**
	INTRAGOVERNMENTAL REVENUE				
33510	STATE SALES TAX	1,774,822	1,700,000	1,962,461	1,960,000
TOTAL	**INTRAGOVERNMENTAL REVENUE**	**1,774,822**	**1,700,000**	**1,962,461**	**1,960,000**
	OTHER REVENUE				
36110	INTEREST EARNED - CHECKING	8,045	5,000	6,492	5,000
36130	INTEREST EARNED - LGIP	6,314	7,000	3,835	5,000
36150	INTEREST EARNED - MONEY MARKET	15,119	10,000	8,500	10,000
33295	BUILD AMERICA BOND SUBSIDY	39,863	86,450	86,450	84,999
36210	RENT - ITC DELTA COM	12,972	12,960	12,972	12,960
36211	RENT - CITY HALL	13,200	13,200	13,200	13,200
TOTAL	**OTHER REVENUE**	**95,513**	**134,610**	**131,449**	**131,159**
TOTAL REVENUE		**2,896,505**	**2,985,310**	**3,236,533**	**3,230,133**
FUND BALANCE, JULY 1ST, BEGINNING OF YEAR		**6,283,345**	**6,886,752**	**6,807,530**	**7,054,696**
TOTAL AVAILABLE FUNDS		**9,179,850**	**9,872,062**	**10,044,063**	**10,284,830**

211 GENERAL OBLIGATION DEBT SERVICE FUND

STATEMENT OF ESTIMATED REVENUE AND PROPOSED EXPENDITURES

FOR THE FISCAL YEAR ENDING JUNE 30, 2013

ACCOUNT # FUNCTION C	OBJECT	FUND #211 Account Description	Actual Fiscal Yr 2011	Budget Fiscal Yr. 2012	Estimated Fiscal Yr. 2012	Proposed Fiscal Yr. 2013
		PRINCIPAL ON BONDS				
49100	618	GENERAL IMPRVMT REFUNDING 8-16-04	245,000	240,000	240,000	260,000
49100	617	GENERAL OBLIGATION / BUILD AMERICA INDUSTRIAL PARK BC		415,000	415,000	420,000
49100		GENERAL OBLIGATION, SERIES 2012-2013		145,500	0	182,500
TOTAL	**PRINCIPAL ON BONDS**		**245,000**	**800,500**	**655,000**	**862,500**
		INTEREST ON BONDS				
49200	618	GENERAL IMPRVMT REFUNDING 8-16-04	21,933	13,690	17,945	4,745
49200	617	GENERAL OBLIGATION / INDUSTRIAL PARK BON	113,895	247,002	247,002	242,853
49200		GENERAL OBLIGATION, SERIES 2012-2013		157,500	0	196,500
TOTAL	**INTEREST ON BONDS**		**135,828**	**418,192**	**264,947**	**444,098**
		PRINCIPAL ON NOTES/LOAN AGREEMENTS				
49300	620	TMBF GENERAL IMPROVEMENT, 12-9-99	748,000	786,000	786,000	825,000
49300	622	TMBF GENERAL IMPROVEMENT, 2002 - $1,350,00	93,000	97,000	97,000	102,000
49300	623	TMBF GENERAL IMPROVEMENT, 2003- $2,500,00(	175,000	181,000	181,000	188,000
49300	631	NEAL STREET PROPERTY PURCHASE	158,083	158,084	158,083	158,083
49300	636	TMBF SOCCER COMPLEX/SIDELOAD GARBAGE E	123,000	126,000	126,000	130,000
49300	639	TMBF GENERAL IMPROVEMENT, 2005	279,000	290,000	290,000	301,000
49300	637	TMBF GENERAL IMPROVEMENT, 2007	173,000	180,000	180,000	187,000
49300	638	TMBF GENERAL IMPROVEMENT, 2008 - $2,350,00	115,000	120,000	120,000	126,000
49300		CAPITAL OUTLAY NOTE, 2011		162,000	0	166,667
TOTAL	**PRINCIPAL ON NOTES**		**1,864,083**	**2,100,084**	**1,938,083**	**2,183,750**
		INTEREST ON NOTES/LOAN AGREEMENTS				
49400	620	TMBF GENERAL IMPROVEMENT, 12-9-99	22,403	123,850	17,658	84,550
49400	622	TMBF GENERAL IMPROVEMENT, 2002 - $1,350,00	5,486	33,000	5,187	28,150
49400	623	TMBF GENERAL IMPROVEMENT, 2003- $2,500,00(	9,920	59,350	8,934	50,300
49400	631	NEAL STREET PROPERTY PURCHASE	19,365	13,832	28,832	8,299
49400	636	TMBF SOCCER COMPLEX/SIDELOAD GARBAGE E	2,723	12,800	2,847	6,500
49400	639	TMBF GENERAL IMPROVEMENT, 2005	24,437	153,300	22,163	138,800
49400	637	TMBF GENERAL IMPROVEMENT, 2007	18,471	135,000	18,261	126,000
49400	638	TMBF GENERAL IMPROVEMENT, 2008 - $2,350,00	7,802	106,300	10,422	100,300
49400		CAPITAL OUTLAY NOTE, 2011	0	15,000	0	8,650
TOTAL	**INTEREST ON NOTES**		**110,607**	**652,432**	**114,304**	**551,549**
		MISCELLANEOUS				
49500	586	ADMINISTRATIVE EXPENSE - PAYING AGENT FEI	16,269	20,000	16,509	20,000
49500	891	BANK SERVICE CHARGE	533	700	524	700
TOTAL	**MISCELLANEOUS**		**16,802**	**20,700**	**17,033**	**20,700**
TOTAL	**GENERAL OBLIGATION DEBT SERVICE EXPENDITURES**		**2,372,320**	**3,991,908**	**2,989,367**	**4,062,597**

CITY OF COOKEVILLE, TN
SCHEDULE OF BUDGETED DEBT PAYMENTS
FY 2013

Fund	Principal	Interest
Debt Service Fund		
General Improvement Refunding 8-16-04	260,000	4,745
General Obligation/Build America Bonds, Series 2010B	420,000	242,853
General Obligation-Series 2012-2013 (Planned Issue)	182,500	196,500
TOTAL PRINCIPAL AND INTEREST ON BONDS	862,500	444,098
TMBF Variable Rate Loan, 1999	825,000	84,550
TMBF Variable Rate Loan, 2002	102,000	28,150
TMBF Variable Rate Loan, 2003	188,000	50,300
Neal Street Property Purchase Note - Fixed Rate	158,083	8,299
TMBF Variable Rate Loan, 2003	130,000	6,500
TMBF Variable Rate Loan, 2005	301,000	138,800
TMBF Variable Rate Loan, 2007	187,000	126,000
TMBF Variable Rate Loan, 2008	126,000	100,300
Capital Outlay Note, 2011	166,667	8,650
TOTAL PRINCIPAL AND INTEREST ON NOTES	2,183,750	551,549
DEBT SERVICE FUND TOTAL	3,046,250	995,647
Water Quality Control		
State of Tennessee Revolving Loan Fund, 94-068	564,024	89,712
State of Tennessee Revolving Loan Fund, 90-017	5,072	15
State of Tennessee Revolving Loan Fund, 90-003	135,378	2,688
State of Tennessee Revolving Loan Fund, CWA 09-235	83,880	48,288
TMBF Variable Rate Loan, 2000	570,000	272,250
Corps of Engineers Water Storage Rights	61,000	120,000
TOTAL PRINCIPAL AND INTEREST ON NOTES	1,419,354	532,953
WATER QUALITY CONTROL TOTAL	1,419,354	532,953
Gas Department		
Gas System Revenue Refunding Bonds, 2009	400,000	40,596
TOTAL PRINCIPAL AND INTEREST ON BONDS	400,000	40,596
GAS DEPARTMENT TOTAL	400,000	40,596
Electric Department		
Bond - Series 2011	230,000	85,788
TOTAL PRINCIPAL AND INTEREST ON BONDS	230,000	85,788
TMBF Variable Rate Loan, 1999	229,000	21,105
TMBF Variable Rate Loan, 2008	322,000	230,580
Various Annexations Court Order Settlement - Non-Interest Bearing	1,000,000	0
TOTAL PRINCIPAL AND INTEREST ON NOTES	1,551,000	251,685
ELECTRIC DEPARTMENT TOTAL	1,781,000	337,473

CITY OF COOKEVILLE, TN
SCHEDULE OF OUTSTANDING DEBT
FY 2013

Loan Name	Authorized & Unissued	Amount Outstanding at 6/30/12	Payment Fund	Principal	Interest	Total Debt Service
Notes:						
Capital Outlay Note, 2011 ($500,000)		500,000	Debt Service Fund	166,667	8,650	175,317
Neal Street Property Purchase Note - Fixed Rate		316,170	Debt Service Fund	158,083	8,299	166,382
Corps of Engineers Water Storage Rights		2,300,928	Water Quality Control	61,000	120,000	181,000
Various annexations Court Order Settlement		6,000,000	Electric	1,000,000	0	1,000,000
TOTAL NOTES:	0	9,117,098		1,385,750	136,949	1,522,699
Loan Agreements:						
TMBF Variable Rate Loan, 1999		1,691,000	Debt Service Fund	825,000	84,550	909,550
TMBF Variable Rate Loan, 2002		563,000	Debt Service Fund	102,000	28,150	130,150
TMBF Variable Rate Loan, 2003		1,006,000	Debt Service Fund	188,000	50,300	238,300
TMBF Variable Rate Loan, 2003		130,000	Debt Service Fund	130,000	6,500	136,500
TMBF Variable Rate Loan, 2005		2,776,000	Debt Service Fund	301,000	138,800	439,800
TMBF Variable Rate Loan, 2007		2,520,000	Debt Service Fund	187,000	126,000	313,000
TMBF Variable Rate Loan, 2008	62,750	1,943,250	Debt Service Fund	126,000	100,300	226,300
TMBF Variable Rate Loan, 2000		5,445,000	Water Quality Control	570,000	272,250	842,250
TMBF Variable Rate Loan, 1999		469,000	Electric Dept	229,000	21,105	250,105
TMBF Variable Rate Loan, 2008		5,124,000	Electric Dept	322,000	230,580	552,580
State of Tennessee Revolving Loan Fund, 94-068		3,075,308	Water Quality Control	564,024	89,712	653,736
State of Tennessee Revolving Loan Fund, 90-017		5,072	Water Quality Control	5,072	15	5,087
State of Tennessee Revolving Loan Fund, 90-003		135,378	Water Quality Control	135,378	2,688	138,066
State of Tennessee Revolving Loan Fund, CWA 09-235		1,969,892	Water Quality Control	83,880	48,288	132,168
TOTAL LOAN AGREEMENTS:	62,750	26,852,900		3,768,354	1,199,238	4,967,592
GO Bonds:						
General Improvement Refunding 8-16-04		260,000	Debt Service Fund	260,000	4,745	264,745
General Obligation/Industrial Park Bonds, 2010		6,785,000	Debt Service Fund	420,000	242,853	662,853
Proposed General Obligation-Series 2012-2013		0	Debt Service Fund	182,500	196,500	379,000
TOTAL GO BONDS:		7,045,000		862,500	444,098	1,306,598
Revenue Bonds:						
Gas System Revenue Refunding Bonds, 2009		1,655,000	Gas Department	400,000	40,596	440,596
Electric System Revenue Bonds, 2011($4,000,000)		4,000,000	Electric Department	230,000	85,788	315,788
TOTAL REVENUE BONDS:		5,655,000		630,000	126,384	756,384

Debt Service by Fund

	Principal	Interest	Total Debt Service
Debt Service Fund	3,046,250	995,647	4,041,897
Water Quality Control	1,419,354	532,953	1,952,307
Gas Department	400,000	40,596	440,596
Electric Department	1,781,000	337,473	2,118,473
	6,646,604	1,906,669	8,553,273

Debt Service by Organization

	Principal	Interest	Total Debt Service
Debt Service Fund	3,046,250	995,647	4,041,897
Water Quality Control	1,419,354	532,953	1,952,307
Gas Department	400,000	40,596	440,596
Electric Department	1,781,000	337,473	2,118,473
	6,646,604	1,906,669	8,553,273

City of Cookeville, Tennessee
Schedule of Debt Requirements
July 1, 2012

DESCRIPTION	ORIGINAL AMOUNT OF ISSUE	O/S JULY 1 2012	PRINCIPAL	INTEREST	O/S JULY 1 2013	PRINCIPAL	INTEREST	O/S JULY 1 2014	PRINCIPAL	INTEREST
GENERAL OBLIGATION BONDS										
General Obligation Refunding Bonds, 10-1-2004 (Refunding Issue fo	1,875,000	260,000	260,000	4,745						
General Obligation Industrial & Business Park Bonds Series 2010 Taxable Build Amer		6,785,000	420,000	242,853	6,365,000	425,000	237,813	5,940,000	430,000	231,225
Total GO Debt Bonds	**1,875,000**	**7,045,000**	**680,000**	**247,598**	**6,365,000**	**425,000**	**237,813**	**5,940,000**	**430,000**	**231,225**
CAPITAL OUTLAY NOTES/LOAN AGREEMENTS										
General Improvement, 12-9-99 - Tennessee Municipal Bond Fund - L	9,000,000	1,691,000	825,000	84,550	866,000	866,000	43,300			
General Improvement, 7-2-01 - (Neal Street Property)	1,897,000	316,170	158,083	8,299	158,087	158,087	2,766			
General Improvement, 6-26-02 - Tennessee Municipal Bond Fund -	1,350,000	563,000	102,000	28,150	461,000	107,000	23,050	354,000	112,000	17,700
General Improvement, 1-30-03 - Tennessee Municipal Bond Fund -	2,500,000	1,006,000	188,000	45,270	818,000	194,000	36,810	624,000	201,000	28,080
General Improvement, 12-03-03 - Tennessee Municipal Bond Fund -	1,100,000	130,000	130,000	3,848						
General Improvement, 11-21-05 - Tennessee Municipal Bond Fund	4,500,000	2,776,000	301,000	111,040	2,475,000	313,000	99,000	2,162,000	326,000	86,480
General Improvement, 10-18-07 - Tennessee Municipal Bond Fund	3,200,000	2,520,000	187,000	126,000	2,333,000	195,000	116,650	2,138,000	202,000	106,900
General Improvement, 12-29-08 - Tennessee Municipal Bond Fund	2,350,000	2,006,000	126,000	100,300	1,880,000	132,000	94,000	1,748,000	139,000	87,400
Capital Outlay Notes, 8-26-11 - First National Bank	500,000	500,000	166,667	8,650	333,333	166,667	5,767	166,666	166,666	2,883
Total Notes/Loan Agreements Outstanding	**26,397,000**	**11,508,170**	**2,183,750**	**516,107**	**9,324,420**	**2,131,754**	**421,343**	**7,192,666**	**1,146,666**	**329,443**
TOTAL GENERAL OBLIGATION DEBT	**28,272,000**	**18,553,170**	**2,863,750**	**763,705**	**15,689,420**	**2,556,754**	**659,156**	**13,132,666**	**1,576,666**	**560,668**
Total Tax Supported Debt		**18,553,170**	**2,863,750**	**763,705**	**15,689,420**	**2,556,754**	**659,156**	**13,132,666**	**1,576,666**	**560,668**
UTILITY REVENUE BONDS & NOTES/LOAN AGREEMENTS										
Gas, 7-29-2009 (Refunded 2-1-01 Bond Issue)	3,100,000	1,655,000	400,000	40,595	1,255,000	420,000	29,156	835,000	410,000	17,577
Total Gas Utility Revenue Bonds	**4,535,000**	**1,655,000**	**400,000**	**40,595**	**1,255,000**	**420,000**	**29,156**	**835,000**	**410,000**	**17,577**
Electric, 12-9-99 - Tennessee Municipal Bond Fund - Loan Agreeme	2,500,000	469,000	229,000	23,450	240,000	240,000	12,000			
Electric, 10-30-08 - Tennessee Municipal Bond Fund - Loan Agreem	6,000,000	5,124,000	322,000	256,200	4,802,000	338,000	240,100	4,464,000	355,000	223,200
Electric, 2008, Annexation Settlement Agreement UCEMC	10,000,000	6,000,000	1,000,000		5,000,000	1,000,000		4,000,000	1,000,000	
Electric, 01-15-2012, G.O. Revenue and Tax Bonds (Southwest Subs	4,000,000	4,000,000	230,000	85,788	3,770,000	235,000	82,288	3,535,000	235,000	77,588
Total Electric Utility Revenue Bonds/Notes	**22,500,000**	**15,593,000**	**1,781,000**	**365,438**	**13,812,000**	**1,813,000**	**334,388**	**11,999,000**	**1,590,000**	**300,788**
Water Storage Rights - Army Corps of Engineers	2,816,877	2,300,928	58,877	117,923	2,242,051	61,895	114,905	2,180,156	65,067	111,733
Water, 2-1-2000 - Tennessee Municipal Bond Fund - Loan Agreeme	10,500,000	5,445,000	570,000	272,250	4,875,000	599,000	243,750	4,276,000	629,000	213,800
Sewer SRF 90-017	871,582	5,072	5,072	15						
Sewer SRF 90-003	2,273,094	135,378	135,378	2,688						
Water SRF 94-068	9,700,000	3,075,308	556,992	88,596	2,518,316	574,740	70,848	1,943,576	593,040	52,536
Sewer SRF CWA 09-235	2,074,887	1,969,892	83,880	48,288	1,886,012	86,004	46,164	1,800,008	88,176	43,992
Total Water Quality Utility Revenue Bonds/Notes	**28,236,440**	**12,931,578**	**1,410,199**	**529,760**	**11,521,378**	**1,321,639**	**475,667**	**10,199,739**	**1,375,283**	**422,061**
Total Utility Revenue Bonds & Notes/Loan Agreement	**55,271,440**	**30,179,578**	**3,591,199**	**935,792**	**26,588,378**	**3,554,639**	**839,210**	**23,033,739**	**3,375,283**	**740,425**
TOTAL CITY-WIDE DEBT	**85,507,231**	**48,732,748**	**6,454,949**	**1,699,496**	**42,277,799**	**6,111,393**	**1,498,366**	**36,166,406**	**4,951,949**	**1,301,094**

City of Cookeville, Tennessee
Schedule of Debt Requirements
July 1, 2012

DESCRIPTION	ORIGINAL AMOUNT OF ISSUE	O/S JULY 1 2015	PRINCIPAL	INTEREST	O/S JULY 1 2016	PRINCIPAL	INTEREST	O/S JULY 1 2017	PRINCIPAL	INTEREST
GENERAL OBLIGATION BONDS										
General Obligation Refunding Bonds, 10-1-2004 (Refunding Issue fo	1,875,000									
General Obligation Industrial & Business Park Bonds Series 2010 Taxable Build Amer		5,510,000	440,000	221,550	5,070,000	450,000	210,330	4,620,000	455,000	196,830
Total GO Debt Bonds	**1,875,000**	**5,510,000**	**440,000**	**221,550**	**5,070,000**	**450,000**	**210,330**	**4,620,000**	**455,000**	**196,830**
CAPITAL OUTLAY NOTES/LOAN AGREEMENTS										
General Improvement, 12-9-99 - Tennessee Municipal Bond Fund - L	9,000,000									
General Improvement, 7-2-01 - (Neal Street Property)	1,897,000									
General Improvement, 6-26-02 - Tennessee Municipal Bond Fund -	1,350,000	242,000	118,000	12,100	124,000	124,000	6,200			
General Improvement, 1-30-03 - Tennessee Municipal Bond Fund -	2,500,000	423,000	208,000	19,040	215,000	215,000	9,680			
General Improvement, 12-03-03 - Tennessee Municipal Bond Fund -	1,100,000									
General Improvement, 11-21-05 - Tennessee Municipal Bond Fund	4,500,000	1,836,000	339,000	73,440	1,497,000	352,000	59,880	1,145,000	367,000	45,800
General Improvement, 10-18-07 - Tennessee Municipal Bond Fund	3,200,000	1,936,000	210,000	96,800	1,726,000	219,000	86,300	1,507,000	227,000	75,350
General Improvement, 12-29-08 - Tennessee Municipal Bond Fund	2,350,000	1,609,000	146,000	80,450	1,463,000	153,000	73,150	1,310,000	161,000	65,500
Capital Outlay Notes, 8-26-11 - First National Bank	500,000									
Total Notes/Loan Agreements Outstanding	**26,397,000**	**6,046,000**	**1,021,000**	**281,830**	**5,025,000**	**1,063,000**	**235,210**	**3,962,000**	**755,000**	**186,650**
TOTAL GENERAL OBLIGATION DEBT	**28,272,000**	**11,556,000**	**1,461,000**	**503,380**	**10,095,000**	**1,513,000**	**445,540**	**8,582,000**	**1,210,000**	**383,480**
Total Tax Supported Debt		**11,556,000**	**1,461,000**	**503,380**	**10,095,000**	**1,513,000**	**445,540**	**8,582,000**	**1,210,000**	**383,480**
UTILITY REVENUE BONDS & NOTES/LOAN AGREEMENTS										
Gas, 7-29-2009 (Refunded 2-1-01 Bond Issue)	3,100,000	425,000	425,000	5,929						
Total Gas Utility Revenue Bonds	**4,535,000**	**425,000**	**425,000**	**5,929**						
Electric, 12-9-99 - Tennessee Municipal Bond Fund - Loan Agreeme	2,500,000									
Electric, 10-30-08 - Tennessee Municipal Bond Fund - Loan Agreem	6,000,000	4,109,000	373,000	205,450	3,736,000	391,000	186,800	3,345,000	411,000	167,250
Electric, 2008, Annexation Settlement Agreement UCEMC	10,000,000	3,000,000	1,000,000		2,000,000	1,000,000		1,000,000		
Electric, 01-15-2012, G.O. Revenue and Tax Bonds (Southwest Subs	4,000,000	3,300,000	240,000	72,838	3,060,000	245,000	67,988	2,815,000	250,000	63,038
Total Electric Utility Revenue Bonds/Notes	**22,500,000**	**10,409,000**	**1,613,000**	**278,288**	**8,796,000**	**1,636,000**	**254,788**	**7,160,000**	**661,000**	**230,288**
Water Storage Rights - Army Corps of Engineers	2,816,877	2,115,089	68,402	108,398	2,046,687	71,907	104,893	1,974,780	75,593	101,207
Water, 2-1-2000 - Tennessee Municipal Bond Fund - Loan Agreeme	10,500,000	3,647,000	660,000	182,350	2,987,000	693,000	149,350	2,294,000	728,000	114,700
Sewer SRF 90-017	871,582									
Sewer SRF 90-003	2,273,094									
Water SRF 94-068	9,700,000	1,350,536	611,940	33,648	738,596	631,428	14,160	107,168	107,176	420
Sewer SRF CWA 09-235	2,074,887	1,711,832	90,408	41,760	1,621,424	92,688	39,480	1,528,736	95,028	37,140
Total Water Quality Utility Revenue Bonds/Notes	**28,236,440**	**8,824,456**	**1,430,750**	**366,156**	**7,393,707**	**1,489,023**	**307,883**	**5,904,683**	**1,005,797**	**253,467**
Total Utility Revenue Bonds & Notes/Loan Agreement	**55,271,440**	**19,658,456**	**3,468,750**	**650,373**	**16,189,707**	**3,125,023**	**562,670**	**13,064,683**	**1,666,797**	**483,755**
TOTAL CITY-WIDE DEBT	**85,507,231**	**31,214,457**	**4,929,750**	**1,153,753**	**26,284,707**	**4,638,023**	**1,008,210**	**21,646,684**	**2,876,797**	**867,235**

City of Cookeville, Tennessee
Schedule of Debt Requirements
July 1, 2012

DESCRIPTION	ORIGINAL AMOUNT OF ISSUE	O/S JULY 1 2018	PRINCIPAL	INTEREST	O/S JULY 1 2019	PRINCIPAL	INTEREST	O/S JULY 1 2020	PRINCIPAL	INTEREST
GENERAL OBLIGATION BONDS										
General Obligation Refunding Bonds, 10-1-2004 (Refunding Issue fo	1,875,000									
General Obligation Industrial & Business Park Bonds Series 2010 Taxable Build Amer		4,165,000	470,000	182,043	3,695,000	480,000	165,658	3,215,000	495,000	146,878
Total GO Debt Bonds	**1,875,000**	**4,165,000**	**470,000**	**182,043**	**3,695,000**	**480,000**	**165,658**	**3,215,000**	**495,000**	**146,878**
CAPITAL OUTLAY NOTES/LOAN AGREEMENTS										
General Improvement, 12-9-99 - Tennessee Municipal Bond Fund - L	9,000,000									
General Improvement, 7-2-01 - (Neal Street Property)	1,897,000									
General Improvement, 6-26-02 - Tennessee Municipal Bond Fund -	1,350,000									
General Improvement, 1-30-03 - Tennessee Municipal Bond Fund -	2,500,000									
General Improvement, 12-03-03 - Tennessee Municipal Bond Fund -	1,100,000									
General Improvement, 11-21-05 - Tennessee Municipal Bond Fund	4,500,000	778,000	381,000	31,120	397,000	397,000	15,880			
General Improvement, 10-18-07 - Tennessee Municipal Bond Fund	3,200,000	1,280,000	236,000	64,000	1,044,000	246,000	52,200	798,000	256,000	39,900
General Improvement, 12-29-08 - Tennessee Municipal Bond Fund	2,350,000	1,149,000	169,000	57,450	980,000	177,000	49,000	803,000	186,000	40,150
Capital Outlay Notes, 8-26-11 - First National Bank	500,000									
Total Notes/Loan Agreements Outstanding	**26,397,000**	**3,207,000**	**786,000**	**152,570**	**2,421,000**	**820,000**	**117,080**	**1,601,000**	**442,000**	**80,050**
TOTAL GENERAL OBLIGATION DEBT	**28,272,000**	**7,372,000**	**1,256,000**	**334,613**	**6,116,000**	**1,300,000**	**282,738**	**4,816,000**	**937,000**	**226,928**
Total Tax Supported Debt		**7,372,000**	**1,256,000**	**334,613**	**6,116,000**	**1,300,000**	**282,738**	**4,816,000**	**937,000**	**226,928**
UTILITY REVENUE BONDS & NOTES/LOAN AGREEMENTS										
Gas, 7-29-2009 (Refunded 2-1-01 Bond Issue)	3,100,000									
Total Gas Utility Revenue Bonds	**4,535,000**									
Electric, 12-9-99 - Tennessee Municipal Bond Fund - Loan Agreeme	2,500,000									
Electric, 10-30-08 - Tennessee Municipal Bond Fund - Loan Agreem	6,000,000	2,934,000	431,000	146,700	2,503,000	453,000	125,150	2,050,000	476,000	102,500
Electric, 2008, Annexation Settlement Agreement UCEMC	10,000,000									
Electric, 01-15-2012, G.O. Revenue and Tax Bonds (Southwest Subs	4,000,000	2,565,000	255,000	57,988	2,310,000	260,000	51,538	2,050,000	270,000	43,588
Total Electric Utility Revenue Bonds/Notes	**22,500,000**	**5,499,000**	**686,000**	**204,688**	**4,813,000**	**713,000**	**176,688**	**4,100,000**	**746,000**	**146,088**
Water Storage Rights - Army Corps of Engineers	2,816,877	1,899,187	79,467	97,333	1,819,721	83,539	93,261	1,736,181	87,821	88,979
Water, 2-1-2000 - Tennessee Municipal Bond Fund - Loan Agreeme	10,500,000	1,566,000	764,000	78,300	802,000	802,000	40,100			
Sewer SRF 90-017	871,582									
Sewer SRF 90-003	2,273,094									
Water SRF 94-068	9,700,000									
Sewer SRF CWA 09-235	2,074,887	1,433,708	97,440	34,728	1,336,268	99,900	32,268	1,236,368	102,432	29,736
Total Water Quality Utility Revenue Bonds/Notes	**28,236,440**	**4,898,895**	**940,907**	**210,361**	**3,957,988**	**985,439**	**165,629**	**2,972,549**	**190,253**	**118,715**
Total Utility Revenue Bonds & Notes/Loan Agreement	**55,271,440**	**10,397,895**	**1,626,907**	**415,049**	**8,770,988**	**1,698,439**	**342,316**	**7,072,549**	**936,253**	**264,803**
TOTAL CITY-WIDE DEBT	**85,507,231**	**17,769,895**	**2,882,907**	**749,661**	**14,886,989**	**2,998,439**	**625,054**	**11,888,549**	**1,873,253**	**491,730**

City of Cookeville, Tennessee
Schedule of Debt Requirements
July 1, 2012

DESCRIPTION	ORIGINAL AMOUNT OF ISSUE	O/S JULY 1 2021	PRINCIPAL	INTEREST	O/S JULY 1 2022	PRINCIPAL	INTEREST	O/S JULY 1 2023	PRINCIPAL	INTEREST
GENERAL OBLIGATION BONDS										
General Obligation Refunding Bonds, 10-1-2004 (Refunding Issue fo	1,875,000									
General Obligation Industrial & Business Park Bonds Series 2010 Taxable Build Amer		2,720,000	510,000	126,830	2,210,000	525,000	105,155	1,685,000	545,000	81,793
Total GO Debt Bonds	**1,875,000**	**2,720,000**	**510,000**	**126,830**	**2,210,000**	**525,000**	**105,155**	**1,685,000**	**545,000**	**81,793**
CAPITAL OUTLAY NOTES/LOAN AGREEMENTS										
General Improvement, 12-9-99 - Tennessee Municipal Bond Fund - L	9,000,000									
General Improvement, 7-2-01 - (Neal Street Property)	1,897,000									
General Improvement, 6-26-02 - Tennessee Municipal Bond Fund -	1,350,000									
General Improvement, 1-30-03 - Tennessee Municipal Bond Fund -	2,500,000									
General Improvement, 12-03-03 - Tennessee Municipal Bond Fund -	1,100,000									
General Improvement, 11-21-05 - Tennessee Municipal Bond Fund	4,500,000									
General Improvement, 10-18-07 - Tennessee Municipal Bond Fund	3,200,000	542,000	266,000	27,100	276,000	276,000	13,800			
General Improvement, 12-29-08 - Tennessee Municipal Bond Fund	2,350,000	617,000	196,000	30,850	421,000	205,000	21,050	216,000	216,000	10,800
Capital Outlay Notes, 8-26-11 - First National Bank	500,000									
Total Notes/Loan Agreements Outstanding	**26,397,000**	**1,159,000**	**462,000**	**57,950**	**697,000**	**481,000**	**34,850**	**216,000**	**216,000**	**10,800**
TOTAL GENERAL OBLIGATION DEBT	**28,272,000**	**3,879,000**	**972,000**	**184,780**	**2,907,000**	**1,006,000**	**140,005**	**1,901,000**	**761,000**	**92,593**
Total Tax Supported Debt		**3,879,000**	**972,000**	**184,780**	**2,907,000**	**1,006,000**	**140,005**	**1,901,000**	**761,000**	**92,593**
UTILITY REVENUE BONDS & NOTES/LOAN AGREEMENTS										
Gas, 7-29-2009 (Refunded 2-1-01 Bond Issue)	3,100,000									
Total Gas Utility Revenue Bonds	**4,535,000**									
Electric, 12-9-99 - Tennessee Municipal Bond Fund - Loan Agreeme	2,500,000									
Electric, 10-30-08 - Tennessee Municipal Bond Fund - Loan Agreem	6,000,000	1,574,000	499,000	78,700	1,075,000	524,000	53,750	551,000	551,000	27,550
Electric, 2008, Annexation Settlement Agreement UCEMC	10,000,000									
Electric, 01-15-2012, G.O. Revenue and Tax Bonds (Southwest Subs	4,000,000	1,780,000	275,000	35,413	1,505,000	285,000	28,438	1,220,000	290,000	22,688
Total Electric Utility Revenue Bonds/Notes	**22,500,000**	**3,354,000**	**774,000**	**114,113**	**2,580,000**	**809,000**	**82,188**	**1,771,000**	**841,000**	**50,238**
Water Storage Rights - Army Corps of Engineers	2,816,877	1,648,361	92,322	84,478	1,556,039	97,053	79,747	1,458,986	102,027	74,773
Water, 2-1-2000 - Tennessee Municipal Bond Fund - Loan Agreeme	10,500,000									
Sewer SRF 90-017	871,582									
Sewer SRF 90-003	2,273,094									
Water SRF 94-068	9,700,000									
Sewer SRF CWA 09-235	2,074,887	1,133,936	105,024	27,144	1,028,912	107,676	24,492	921,236	110,400	21,768
Total Water Quality Utility Revenue Bonds/Notes	**28,236,440**	**2,782,296**	**197,346**	**111,622**	**2,584,951**	**204,729**	**104,239**	**2,380,222**	**212,427**	**96,541**
Total Utility Revenue Bonds & Notes/Loan Agreement	**55,271,440**	**6,136,296**	**971,346**	**225,735**	**5,164,951**	**1,013,729**	**186,427**	**4,151,222**	**1,053,427**	**146,779**
TOTAL CITY-WIDE DEBT	**85,507,231**	**10,015,296**	**1,943,346**	**410,515**	**8,071,951**	**2,019,729**	**326,432**	**6,052,222**	**1,814,427**	**239,371**

City of Cookeville, Tennessee
Schedule of Debt Requirements
July 1, 2012

DESCRIPTION	ORIGINAL AMOUNT OF ISSUE	O/S JULY 1 2024	PRINCIPAL	INTEREST	O/S JULY 1 2025	PRINCIPAL	INTEREST	O/S JULY 1 2026	PRINCIPAL	INTEREST
GENERAL OBLIGATION BONDS										
General Obligation Refunding Bonds, 10-1-2004 (Refunding Issue fo	1,875,000									
General Obligation Industrial & Business Park Bonds Series 2010 Taxable Build Amer		1,140,000	560,000	56,450	580,000	580,000	29,290			
Total GO Debt Bonds	**1,875,000**	**1,140,000**	**560,000**	**56,450**	**580,000**	**580,000**	**29,290**			
CAPITAL OUTLAY NOTES/LOAN AGREEMENTS										
General Improvement, 12-9-99 - Tennessee Municipal Bond Fund - L	9,000,000									
General Improvement, 7-2-01 - (Neal Street Property)	1,897,000									
General Improvement, 6-26-02 - Tennessee Municipal Bond Fund -	1,350,000									
General Improvement, 1-30-03 - Tennessee Municipal Bond Fund -	2,500,000									
General Improvement, 12-03-03 - Tennessee Municipal Bond Fund -	1,100,000									
General Improvement, 11-21-05 - Tennessee Municipal Bond Fund	4,500,000									
General Improvement, 10-18-07 - Tennessee Municipal Bond Fund	3,200,000									
General Improvement, 12-29-08 - Tennessee Municipal Bond Fund	2,350,000									
Capital Outlay Notes, 8-26-11 - First National Bank	500,000									
Total Notes/Loan Agreements Outstanding	**26,397,000**									
TOTAL GENERAL OBLIGATION DEBT	**28,272,000**	**1,140,000**	**560,000**	**56,450**	**580,000**	**580,000**	**29,290**			
Total Tax Supported Debt		**1,140,000**	**560,000**	**56,450**	**580,000**	**580,000**	**29,290**			
UTILITY REVENUE BONDS & NOTES/LOAN AGREEMENTS										
Gas, 7-29-2009 (Refunded 2-1-01 Bond Issue)	3,100,000									
Total Gas Utility Revenue Bonds	**4,535,000**									
Electric, 12-9-99 - Tennessee Municipal Bond Fund - Loan Agreeme	2,500,000									
Electric, 10-30-08 - Tennessee Municipal Bond Fund - Loan Agreem	6,000,000									
Electric, 2008, Annexation Settlement Agreement UCEMC	10,000,000									
Electric, 01-15-2012, G.O. Revenue and Tax Bonds (Southwest Subs	4,000,000	930,000	300,000	16,788	630,000	310,000	10,494	320,000	320,000	3,600
Total Electric Utility Revenue Bonds/Notes	**22,500,000**	**930,000**	**300,000**	**16,788**	**630,000**	**310,000**	**10,494**	**320,000**	**320,000**	**3,600**
Water Storage Rights - Army Corps of Engineers	2,816,877	1,356,959	107,256	69,544	1,249,703	112,753	64,047	1,136,951	118,531	58,269
Water, 2-1-2000 - Tennessee Municipal Bond Fund - Loan Agreeme	10,500,000									
Sewer SRF 90-017	871,582									
Sewer SRF 90-003	2,273,094									
Water SRF 94-068	9,700,000									
Sewer SRF CWA 09-235	2,074,887	810,836	113,184	18,984	697,652	116,052	16,116	581,600	118,980	13,188
Total Water Quality Utility Revenue Bonds/Notes	**28,236,440**	**2,167,795**	**220,440**	**88,528**	**1,947,355**	**228,805**	**80,163**	**1,718,550**	**237,511**	**71,457**
Total Utility Revenue Bonds & Notes/Loan Agreement	**55,271,440**	**3,097,795**	**520,440**	**105,316**	**2,577,355**	**538,805**	**90,657**	**2,038,550**	**557,511**	**75,057**
TOTAL CITY-WIDE DEBT	**85,507,231**	**4,237,795**	**1,080,440**	**161,766**	**3,157,355**	**1,118,805**	**119,947**	**2,038,550**	**557,511**	**75,057**

City of Cookeville, Tennessee
Schedule of Debt Requirements
July 1, 2012

DESCRIPTION	ORIGINAL AMOUNT OF ISSUE	O/S JULY 1 2027	PRINCIPAL	INTEREST	O/S JULY 1 2028	PRINCIPAL	INTEREST	O/S JULY 1 2029	PRINCIPAL	INTEREST
GENERAL OBLIGATION BONDS										
General Obligation Refunding Bonds, 10-1-2004 (Refunding Issue fo	1,875,000									
General Obligation Industrial & Business Park Bonds Series 2010 Taxable Build Amer										
Total GO Debt Bonds	**1,875,000**									
CAPITAL OUTLAY NOTES/LOAN AGREEMENTS										
General Improvement, 12-9-99 - Tennessee Municipal Bond Fund - L	9,000,000									
General Improvement, 7-2-01 - (Neal Street Property)	1,897,000									
General Improvement, 6-26-02 - Tennessee Municipal Bond Fund -	1,350,000									
General Improvement, 1-30-03 - Tennessee Municipal Bond Fund -	2,500,000									
General Improvement, 12-03-03 - Tennessee Municipal Bond Fund -	1,100,000									
General Improvement, 11-21-05 - Tennessee Municipal Bond Fund	4,500,000									
General Improvement, 10-18-07 - Tennessee Municipal Bond Fund	3,200,000									
General Improvement, 12-29-08 - Tennessee Municipal Bond Fund	2,350,000									
Capital Outlay Notes, 8-26-11 - First National Bank	500,000									
Total Notes/Loan Agreements Outstanding	**26,397,000**									
TOTAL GENERAL OBLIGATION DEBT	**28,272,000**									
Total Tax Supported Debt										
UTILITY REVENUE BONDS & NOTES/LOAN AGREEMENTS										
Gas, 7-29-2009 (Refunded 2-1-01 Bond Issue)	3,100,000									
Total Gas Utility Revenue Bonds	**4,535,000**									
Electric, 12-9-99 - Tennessee Municipal Bond Fund - Loan Agreeme	2,500,000									
Electric, 10-30-08 - Tennessee Municipal Bond Fund - Loan Agreem	6,000,000									
Electric, 2008, Annexation Settlement Agreement UCEMC	10,000,000									
Electric, 01-15-2012, G.O. Revenue and Tax Bonds (Southwest Subs	4,000,000									
Total Electric Utility Revenue Bonds/Notes	**22,500,000**									
Water Storage Rights - Army Corps of Engineers	2,816,877	1,018,419	124,606	52,194	893,813	130,992	45,808	762,821	137,705	39,095
Water, 2-1-2000 - Tennessee Municipal Bond Fund - Loan Agreeme	10,500,000									
Sewer SRF 90-017	871,582									
Sewer SRF 90-003	2,273,094									
Water SRF 94-068	9,700,000									
Sewer SRF CWA 09-235	2,074,887	462,620	121,992	10,176	340,628	125,076	7,092	215,552	128,244	3,924
Total Water Quality Utility Revenue Bonds/Notes	**28,236,440**	**1,481,039**	**246,598**	**62,370**	**1,234,441**	**256,068**	**52,900**	**978,373**	**265,949**	**43,019**
Total Utility Revenue Bonds & Notes/Loan Agreement	**55,271,440**	**1,481,039**	**246,598**	**62,370**	**1,234,441**	**256,068**	**52,900**	**978,373**	**265,949**	**43,019**
TOTAL CITY-WIDE DEBT	**85,507,231**	**1,481,039**	**246,598**	**62,370**	**1,234,441**	**256,068**	**52,900**	**978,373**	**265,949**	**43,019**

City of Cookeville, Tennessee
Schedule of Debt Requirements
July 1, 2012

DESCRIPTION	ORIGINAL AMOUNT OF ISSUE	O/S JULY 1 2030	PRINCIPAL	INTEREST	O/S JULY 1 2031	PRINCIPAL	INTEREST	O/S JULY 1 2032	PRINCIPAL	INTEREST	O/S JULY 1 2033	PRINCIPAL	INTEREST
GENERAL OBLIGATION BONDS													
General Obligation Refunding Bonds, 10-1-2004 (Refunding Issue fo	1,875,000												
General Obligation Industrial & Business Park Bonds Series 2010 Taxable Build Amer													
Total GO Debt Bonds	**1,875,000**												
CAPITAL OUTLAY NOTES/LOAN AGREEMENTS													
General Improvement, 12-9-99 - Tennessee Municipal Bond Fund - L	9,000,000												
General Improvement, 7-2-01 - (Neal Street Property)	1,897,000												
General Improvement, 6-26-02 - Tennessee Municipal Bond Fund -	1,350,000												
General Improvement, 1-30-03 - Tennessee Municipal Bond Fund -	2,500,000												
General Improvement, 12-03-03 - Tennessee Municipal Bond Fund -	1,100,000												
General Improvement, 11-21-05 - Tennessee Municipal Bond Fund	4,500,000												
General Improvement, 10-18-07 - Tennessee Municipal Bond Fund	3,200,000												
General Improvement, 12-29-08 - Tennessee Municipal Bond Fund	2,350,000												
Capital Outlay Notes, 8-26-11 - First National Bank	500,000												
Total Notes/Loan Agreements Outstanding	**26,397,000**												
TOTAL GENERAL OBLIGATION DEBT	**28,272,000**												
Total Tax Supported Debt													
UTILITY REVENUE BONDS & NOTES/LOAN AGREEMENTS													
Gas, 7-29-2009 (Refunded 2-1-01 Bond Issue)	3,100,000												
Total Gas Utility Revenue Bonds	**4,535,000**												
Electric, 12-9-99 - Tennessee Municipal Bond Fund - Loan Agreeme	2,500,000												
Electric, 10-30-08 - Tennessee Municipal Bond Fund - Loan Agreem	6,000,000												
Electric, 2008, Annexation Settlement Agreement UCEMC	10,000,000												
Electric, 01-15-2012, G.O. Revenue and Tax Bonds (Southwest Subs	4,000,000												
Total Electric Utility Revenue Bonds/Notes	**22,500,000**												
Water Storage Rights - Army Corps of Engineers	2,816,877	625,116	144,763	32,037	480,353	152,182	24,618	328,171	159,981	16,819	168,190	168,190	8,620
Water, 2-1-2000 - Tennessee Municipal Bond Fund - Loan Agreeme	10,500,000												
Sewer SRF 90-017	871,582												
Sewer SRF 90-003	2,273,094												
Water SRF 94-068	9,700,000												
Sewer SRF CWA 09-235	2,074,887	87,308	87,308	721									
Total Water Quality Utility Revenue Bonds/Notes	**28,236,440**	**712,423**	**232,070**	**32,758**	**480,353**	**152,182**	**24,618**	**328,171**	**159,981**	**16,819**	**168,190**	**168,190**	**8,620**
Total Utility Revenue Bonds & Notes/Loan Agreement	**55,271,440**	**712,423**	**232,070**	**32,758**	**480,353**	**152,182**	**24,618**	**328,171**	**159,981**	**16,819**	**168,190**	**168,190**	**8,620**
TOTAL CITY-WIDE DEBT	**85,507,231**	**712,423**	**232,070**	**32,758**	**480,353**	**152,182**	**24,618**	**328,171**	**159,981**	**16,819**	**168,190**	**168,190**	**8,620**

City of Cookeville, Tennessee
Schedule of Debt Requirements
July 1, 2012

DESCRIPTION	ORIGINAL AMOUNT OF ISSUE	O/S JULY 1 2034
GENERAL OBLIGATION BONDS		
General Obligation Refunding Bonds, 10-1-2004 (Refunding Issue fo	1,875,000	
General Obligation Industrial & Business Park Bonds Series 2010 Taxable Build Amer		
Total GO Debt Bonds	**1,875,000**	
CAPITAL OUTLAY NOTES/LOAN AGREEMENTS		
General Improvement, 12-9-99 - Tennessee Municipal Bond Fund - L	9,000,000	
General Improvement, 7-2-01 - (Neal Street Property)	1,897,000	
General Improvement, 6-26-02 - Tennessee Municipal Bond Fund -	1,350,000	
General Improvement, 1-30-03 - Tennessee Municipal Bond Fund -	2,500,000	
General Improvement, 12-03-03 - Tennessee Municipal Bond Fund -	1,100,000	
General Improvement, 11-21-05 - Tennessee Municipal Bond Fund	4,500,000	
General Improvement, 10-18-07 - Tennessee Municipal Bond Fund	3,200,000	
General Improvement, 12-29-08 - Tennessee Municipal Bond Fund	2,350,000	
Capital Outlay Notes, 8-26-11 - First National Bank	500,000	
Total Notes/Loan Agreements Outstanding	**26,397,000**	
TOTAL GENERAL OBLIGATION DEBT	**28,272,000**	
Total Tax Supported Debt		
UTILITY REVENUE BONDS & NOTES/LOAN AGREEMENTS		
Gas, 7-29-2009 (Refunded 2-1-01 Bond Issue)	3,100,000	
Total Gas Utility Revenue Bonds	**4,535,000**	
Electric, 12-9-99 - Tennessee Municipal Bond Fund - Loan Agreeme	2,500,000	
Electric, 10-30-08 - Tennessee Municipal Bond Fund - Loan Agreem	6,000,000	
Electric, 2008, Annexation Settlement Agreement UCEMC	10,000,000	
Electric, 01-15-2012, G.O. Revenue and Tax Bonds (Southwest Subs	4,000,000	
Total Electric Utility Revenue Bonds/Notes	**22,500,000**	
Water Storage Rights - Army Corps of Engineers	2,816,877	0
Water, 2-1-2000 - Tennessee Municipal Bond Fund - Loan Agreeme	10,500,000	
Sewer SRF 90-017	871,582	
Sewer SRF 90-003	2,273,094	
Water SRF 94-068	9,700,000	
Sewer SRF CWA 09-235	2,074,887	
Total Water Quality Utility Revenue Bonds/Notes	**28,236,440**	**0**
Total Utility Revenue Bonds & Notes/Loan Agreement	**55,271,440**	**0**
TOTAL CITY-WIDE DEBT	**85,507,231**	**0**

611 HEALTH INSURANCE FUND

STATEMENT OF ESTIMATED REVENUE & PROPOSED EXPENDITURES
FOR THE FISCAL YEAR ENDING JUNE 30, 2013

ACCOUNT NUMBEF FUNCTION	OBJECT	FUND #611 Account Description	Actual Fiscal Yr. 2011	Budget Fiscal Yr. 2012	Estimated Fiscal Yr. 2012	Proposed Fiscal Yr. 2013
		REVENUE				
		OTHER REVENUE				
36110		INTEREST EARNED - CHECKING	2,030	2,000	1,445	1,500
36130		INTEREST EARNED - LGIP	3,785	4,000	2,222	2,500
36150		INTEREST EARNED - MONEY MARKET	15,095	5,000	8,243	7,000
TOTAL		**OTHER REVENUE**	**20,910**	**11,000**	**11,910**	**11,000**
		INSURANCE PREMIUMS				
36411		HEALTH/DENTAL/LIFE INS PREM FROM CITY DE	2,203,352	2,242,620	2,256,533	2,292,420
36412		HEALTH/DENTAL/LIFE INS PREM FROM CITY EM	596,558	600,000	616,870	600,000
36413		HEALTH INS PREM FROM DEPTS FOR RETIREE	205,397	206,400	194,863	206,400
36414		HEALTH INS PREM FROM RETIREES/OTHERS	246,818	258,000	230,542	258,000
36415		DENTAL INS PREM FROM RETIREES/OTHERS	38,694	39,600	38,928	39,600
36416		LIFE INS PREM FROM RETIREES/OTHERS	10,592	10,800	10,789	10,800
36419		MEDICARE PART D SUBSIDY	45,672	40,000	41,799	40,000
TOTAL		**INSURANCE PREMIUMS**	**3,347,083**	**3,397,420**	**3,390,324**	**3,447,220**
TOTAL		**REVENUE**	**3,367,993**	**3,408,420**	**3,402,234**	**3,458,220**
TOTAL REVENUE			**3,367,993**	**3,408,420**	**3,402,234**	**3,458,220**
FUND BALANCE, JULY 1ST, BEGINNING OF YEAR			**4,326,786**	**3,945,718**	**4,155,554**	**4,102,741**
TOTAL AVAILABLE FUNDS			**7,694,779**	**7,354,138**	**7,557,788**	**7,560,961**
		EXPENDITURES				
		PREMIUMS				
48120	815	LIFE INSURANCE PREMIUM	72,084	72,000	73,294	73,800
48120	817	MEDICAL/DENTAL INSURANCE PREMIUMS	452,113	475,272	445,874	468,000
		Administrative/Premium - $19,000 per month				
		Stop Loss/Aggregate Premium				
TOTAL		**PREMIUMS**	**524,197**	**547,272**	**519,168**	**541,800**
		CLAIMS				
48130	810	MEDICAL/DENTAL CLAIMS	3,139,054	3,020,000	3,022,401	3,100,000
48130	811	MEDICAL/DENTAL CLAIMS REFUNDS	(127,260)	0	(99,031)	0
48130	831	HEALTH CLAIMS EMPLOYEE CLINIC	1,680	20,000	2,325	5,000
TOTAL		**CLAIMS**	**3,013,474**	**3,040,000**	**2,925,695**	**3,105,000**
		OTHER				
48190	293	CONTRACTED SERVICES	1,250	8,000	9,000	2,000
48190	891	BANK SERVICE CHARGES	304	500	354	500
48190	899	MISCELLANEOUS		0	830	0
TOTAL		**OTHER**	**1,554**	**8,500**	**10,184**	**2,500**
TOTAL		**EMPLOYEE INSURANCE FUND EXPENDITURES**	**3,539,225**	**3,595,772**	**3,455,047**	**3,649,300**

612 WORKERS COMP & LIABILITY FUND

STATEMENT OF ESTIMATED REVENUE & PROPOSED EXPENDITURES

FOR THE FISCAL YEAR ENDING JUNE 30, 2013

ACCOUNT NUMBER FUNCTION OBJECT		FUND #612 Account Description	Actual Fiscal Yr. 2011	Budget Fiscal Yr. 2012	Estimated Fiscal Yr. 2012	Proposed Fiscal Yr. 2013
		REVENUE				
		OTHER REVENUE				
36110		INTEREST EARNED - CHECKING	763	500	638	500
36130		INTEREST EARNINGS - LGIP	742	1,000	452	500
36150		INTEREST EARNINGS - MONEY MARKET	1,444	1,000	815	500
TOTAL	**OTHER REVENUE**		**2,949**	**2,500**	**1,905**	**1,500**
		INSURANCE REIMBURSEMENTS				
36422		CLAIMS REIMBURSEMENT - LIABILITY	95,061	260,000	64,251	256,250
36423		CLAIMS REIMBURSEMENT - WORKERS COM	147,543	260,000	240,043	256,250
36424		INSURANCE PREMIUM REFUNDS	4,000	0	4,405	0
TOTAL	**INSURANCE REIMBURSEMENTS**		**246,604**	**520,000**	**308,699**	**512,500**
TOTAL REVENUE			**249,553**	**522,500**	**310,604**	**514,000**
FUND BALANCE, JULY 1ST, BEGINNING OF YEAR			**744,496**	**740,525**	**751,347**	**757,538**
TOTAL AVAILABLE FUNDS			**994,049**	**1,263,025**	**1,061,951**	**1,271,538**
		EXPENDITURES				
		ADMINISTRATION				
48210	585	ADMINISTRATION	7,042	20,000	7,074	12,500
48210	891	BANK SERVICE CHARGE	98	100	119	120
TOTAL	**ADMINISTRATIVE**		**7,140**	**20,100**	**7,193**	**12,620**
		CLAIMS				
48230	835	CLAIMS - GENERAL LIABILITY	88,020	250,000	57,177	250,000
48230	836	CLAIMS - WORKERS COMPENSATION	147,543	250,000	240,043	250,000
TOTAL	**CLAIMS**		**235,563**	**500,000**	**297,220**	**500,000**
TOTAL INSURANCE FUND OPERATING EXPENDITURES			**242,703**	**520,100**	**304,413**	**512,620**
TOTAL INSURANCE FUND EXPENDITURES			**242,703**	**520,100**	**304,413**	**512,620**

CITY OF COOKEVILLE
WATER QUALITY CONTROL DEPARTMENT

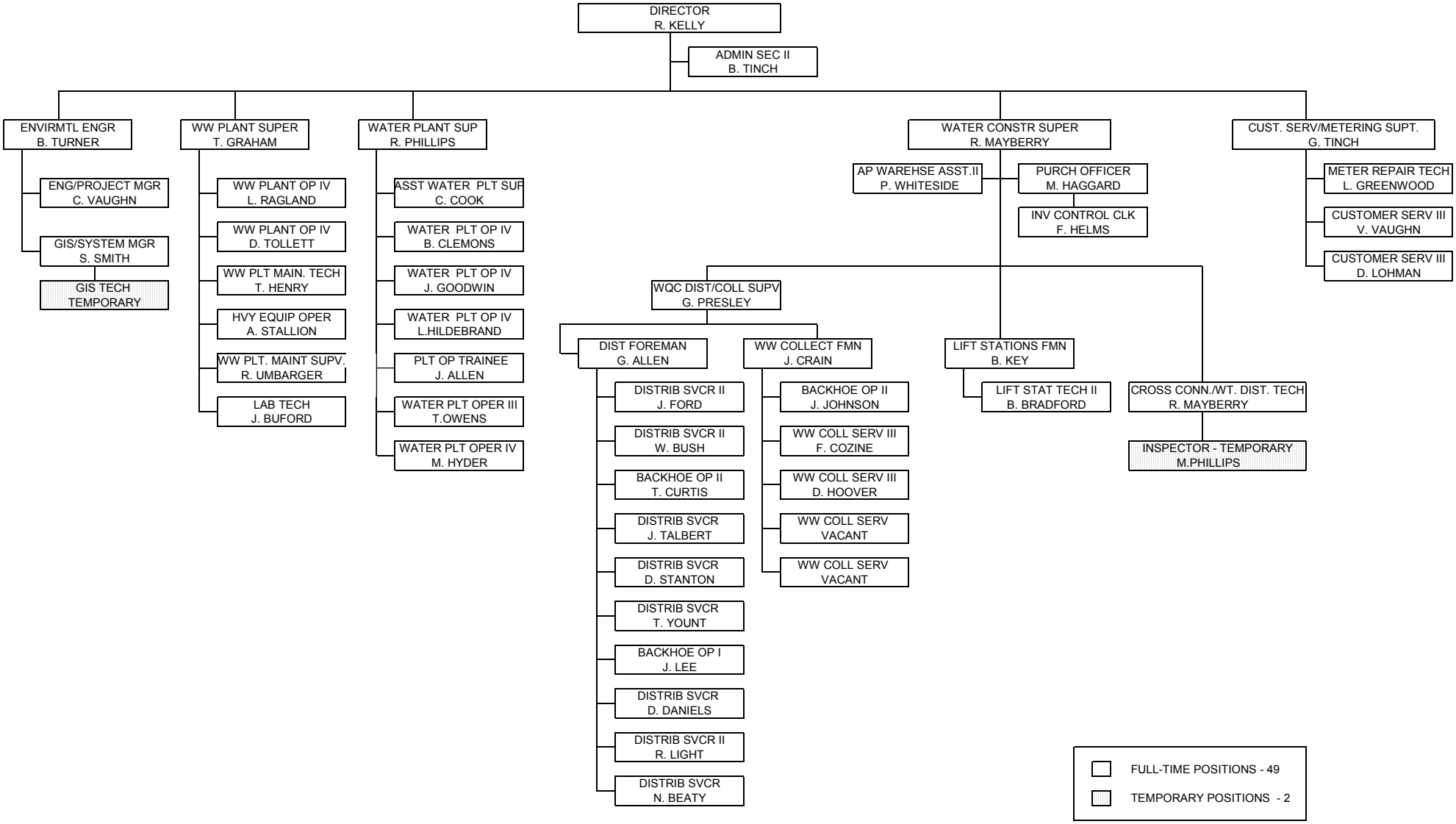

July 2012

413 WATER QUALITY CONTROL DEPARTMENT

STATEMENT OF ESTIMATED REVENUE AND PROPOSED EXPENSES
FOR THE FISCAL YEAR ENDING JUNE 30, 2013

ACCOUNT FUNCTION	NUMBER OBJECT	FUND # 413 Account Description	Actual Fiscal Yr. 2011	Budget Fiscal Yr. 2012	Estimated Fiscal Yr. 2012	Proposed Fiscal Yr. 2013
		METERED WATER SALES				
37311		METERED WATER SALES	7,727,832	8,400,000	8,027,084	8,100,000
37321		SEWER REVENUES	4,883,780	5,100,000	5,227,528	5,300,000
37361		WATER TAP FEES	117,212	75,000	51,127	50,000
37362		SPRINKLER FEES	27,311	27,000	26,438	26,000
37363		ANAYLSIS FEES	19,160	5,000	11,300	10,000
37364		APPLICATION FEE-WQC	56,610	50,000	55,000	50,000
37365		SERVICE CHARGES-WQC	35,720	35,000	35,000	35,000
37366		BAD DEBT COLLECTIONS-WATER/SEWER	9,212	6,000	9,195	7,000
37367		PENALTIES-WQC	70,064	55,000	59,503	55,000
37371		SEWER TAP FEES	48,240	30,000	34,884	30,000
37372		UNLOAD SEPTIC TANK FEES	37,425	30,000	34,475	34,000
37373		LEAD/COPPER PROGRAM	0	0	7,000	0
37381		CONTENT SURCHARGE-SEWER	3,304	5,000	10,111	5,000
37382		PRETREATMENT PROGRAM	5,350	4,000	5,000	5,000
37391		SALE OF PROPERTY	8,534	0	0	0
37392		SALE OF EQUIPMENT-WQC	0	2,000	2,000	2,000
37393		SALE OF SCRAP-WQC	353	500	2,051	500
37399		MISCELLANEOUS-WQC	4,950	2,000	2,969	2,000
TOTAL	**METERED WATER SALES**		**13,055,057**	**13,826,500**	**13,600,665**	**13,711,500**
		NONOPERATING REVENUE				
37911		INTEREST EARNINGS-CHECKING	14,699	4,500	16,252	10,000
37914		INTEREST EARNINGS-LGIP	5,804	5,000	3,826	4,000
37915		INTEREST EARNINGS-MONEY MARKET	22,717	30,000	13,270	13,000
37950		CONTRIBUTIONS	100,000	0	0	0
37965		FEMA PROJECT FUNDS	56,679	0	0	0
37961		SRF FUNDS	2,541,787	0	180,511	0
TOTAL	**NONOPERATING REVENUE**		**2,741,686**	**39,500**	**213,859**	**27,000**
TOTAL REVENUE			**15,796,743**	**13,866,000**	**13,814,524**	**13,738,500**
TOTAL REVENUE AND OTHER SOURCES			**15,796,743**	**13,866,000**	**13,814,524**	**13,738,500**
CASH RESERVES, BEGINNING OF YEAR 7/1			**7,146,146**	**9,751,447**	**10,629,813**	**10,629,813**
TOTAL AVAILABLE FUNDS			**22,942,889**	**23,617,447**	**24,444,337**	**24,368,313**

413 WATER QUALITY CONTROL DEPARTMENT

STATEMENT OF ESTIMATED REVENUE AND PROPOSED EXPENSES
FOR THE FISCAL YEAR ENDING JUNE 30, 2013

ACCOUNT FUNCTION	NUMBER OBJECT	FUND # 413 Account Description	Actual Fiscal Yr. 2011	Budget Fiscal Yr. 2012	Estimated Fiscal Yr. 2012	Proposed Fiscal Yr. 2013
		WATER PLANT				
52313	111	SALARIES & WAGES-REGULAR	255,528	270,000	307,065	319,000
52313	112	SALARIES & WAGES-O/T	11,167	6,000	11,466	10,000
52313	113	SALARIES - TEMPORARY/SEASONAL	12,332	20,000	2,101	0
52313	141	FICA	20,483	22,640	24,093	25,170
52313	142	HOSPITAL AND HEALTH INS	33,278	37,320	39,028	40,800
52313	143	RETIREMENT - CURRENT	44,508	44,910	50,359	52,800
52313	146	WORKMEN'S COMPENSATION	2,822	3,000	4,852	4,850
52313	148	EMPLOYEE EDUCATION & TRAINING	6,416	500	674	1,000
52313	191	DRUG & ALCOHOL TESTING	0	50	50	50
52313	231	PUBLICATIONS	337	200	302	200
52313	232	DUES	280	250	270	300
52313	233	SUBSCRIPTIONS TO PAPERS AND PERIODICALS	0	200	0	200
52313	241	UTILITIES	1,283,123	1,350,000	1,300,000	1,350,000
52313	248	CORPS OF ENGINEERS REPAIR REPLACEMENT SINKING FUND PAYI		315,866	315,866	315,866
52313	245	TELEPHONE	1,212	1,300	1,300	1,300
52313	248	CORPS OF ENGINEERS O&M PAYMENT	9,450	10,000	12,714	13,000
52313	251	PROFESSIONAL SERVICES	3,115	5,000	8,658	5,000
52313	261	REPAIR & MAINT - MOTOR VEHICLES	2,286	4,000	3,713	4,000
52313	262	REPAIR AND MAINT COMPUTER	0	200	200	200
52313	266	REPAIR & MAINT - BUILDINGS	67,660	2,000	500	500
52313	276	EQUIPMENT MAINTENANCE	52,371	60,000	98,348	60,000
52313	281	TRAVEL	2,258	1,000	1,019	1,000
52313	299	ANALYSIS FEES	13,939	28,000	13,630	23,000
52313	311	OFFICE SUPPLIES	323	500	465	500
52313	312	SMALL ITEMS OF EQUIPMENT	509	3,000	1,764	3,000
52313	319	MATERIALS AND SUPPLIES	21,205	16,000	15,622	18,000
52313	324	JANITORIAL SUPPLIES	692	500	558	600
52313	326	CLOTHING & UNIFORMS	1,245	1,000	1,050	1,000
52313	328	CHEMICAL SUPPLIES	790,662	780,000	788,799	790,000
52313	331	GAS, OIL, DIESEL FUEL, GREASE, ETC	8,241	9,000	8,527	9,000
52313	344	SAFETY SUPPLIES	44	100	2,412	150
52313	490	OTHER MATERIALS	116	200	200	200
52313	513	PROPERTY & LIAB INSURANCE	981	9,000	7,276	9,000
52313	542	AMORTIZATION	93,896	93,900	93,900	93,900
52313	589	WORKERS COMP CLAIMS	48,632	40,000	20,000	20,000
52313	899	MISCELLANEOUS EXPENSE	5,462	500	444	500
TOTAL	**WATER PLANT**		**2,794,573**	**3,136,136**	**3,137,225**	**3,174,086**

413 WATER QUALITY CONTROL DEPARTMENT

STATEMENT OF ESTIMATED REVENUE AND PROPOSED EXPENSES
FOR THE FISCAL YEAR ENDING JUNE 30, 2013

ACCOUNT FUNCTION	NUMBER OBJECT	FUND # 413 Account Description	Actual Fiscal Yr. 2011	Budget Fiscal Yr. 2012	Estimated Fiscal Yr. 2012	Proposed Fiscal Yr. 2013
		WATER DISTRIBUTION SYSTEM				
52314	111	SALARIES & WAGES-REGULAR	631,789	668,100	665,983	690,000
52314	112	SALARIES & WAGES-O/T	37,828	26,500	23,416	26,000
52314	113	SALARIES & WAGES - SEASONAL	19,756	15,000	4,905	15,000
52314	114	SALARIES & WAGES-ON CALL	16,576	18,000	15,477	18,000
52314	115	SALARIES & WAGES-ON CALL WORKED	16,294	17,500	15,692	17,500
52314	141	FICA	53,069	57,000	54,333	58,640
52314	142	HOSPITAL AND HEALTH INS	97,835	98,400	102,688	102,600
52314	143	RETIREMENT - CURRENT	114,147	121,230	114,179	123,020
52314	146	WORKMEN'S COMPENSATION	7,525	8,000	8,573	9,000
52314	147	UNEMPLOYMENT CLAIMS	3,850	5,000	3,650	4,000
52314	148	EMPLOYEE EDUCATION & TRAINING	965	1,000	1,078	1,000
52314	241	UTILITIES (skyline water booster station)	7,049	7,000	7,450	7,200
52314	242	UTILITIES-DRY VALLEY	1,770	2,000	1,702	2,000
52314	245	TELEPHONE	1,121	2,000	1,925	2,000
52314	251	PROFESSIONAL SERVICES	18,236	20,000	18,160	25,000
52314	261	REPAIR & MAINT - MOTOR VEHICLES	11,895	10,000	12,156	11,000
52314	266	REPAIR & MAINT - BUILDINGS	0	1,000	0	1,000
52314	271	REPAIR & MAINT - LINES	58,669	50,000	48,453	50,000
52314	272	REPAIR & MAINT - METERS	2,208	4,000	3,609	4,000
52314	273	REPAIR & MAINT-TANKS	741	2,000	0	5,000
52314	276	EQUIPMENT MAINTENANCE	35,695	20,000	36,496	28,000
52314	297	STATE MAINTENANCE FEES	17,602	18,000	17,694	18,000
52314	311	OFFICE SUPPLIES	286	250	188	250
52314	312	SMALL ITEMS OF EQUIPMENT	4,622	4,000	3,221	4,500
52314	319	MATERIALS & SUPPLIES	467	500	300	500
52314	324	JANITORIAL SUPPLIES	0	300	300	300
52314	326	CLOTHING & UNIFORMS	6,118	6,000	6,040	6,000
52314	331	GAS, OIL, DIESEL FUEL, GREASE, ETC	70,498	64,000	76,302	75,000
52314	332	MOTOR VEHICLE PARTS	10	1,000	500	1,000
52314	339	SUNDRY-MATERIALS SUPPLIES	396	1,000	647	500
52314	344	SAFETY SUPPLIES	5,800	1,000	800	1,000
52314	346	TAP INSTALLATION SUPPLIES	98,405	105,000	106,346	105,000
52314	412	READY MIXED CONCRETE	2,331	2,000	2,000	2,000
52314	451	CRUSHED STONE	36,478	25,000	23,552	28,000
52314	471	ASPHALT AND ASPHALT FILLER	27,195	15,000	20,000	20,000
52314	490	OTHER MATERIALS	3,473	3,000	2,576	3,000
52314	513	PROPERTY & LIAB INSURANCE	14,093	14,000	8,790	14,000
52314	582	CLAIMS AND DAMAGES	4,016	3,000	7,382	3,000
52314	583	EASEMENTS & RECORDING FEES	144	200	200	200
52314	589	WORKERS COMP CLAIMS	11,044	2,500	5,898	3,000
52314	899	MISCELLANEOUS EXPENSE	2,468	500	2,032	1,000
TOTAL	**WATER DISTRIBUTION SYSTEM**		**1,442,464**	**1,419,980**	**1,424,692**	**1,486,210**

413 WATER QUALITY CONTROL DEPARTMENT

STATEMENT OF ESTIMATED REVENUE AND PROPOSED EXPENSES
FOR THE FISCAL YEAR ENDING JUNE 30, 2013

ACCOUNT FUNCTION	NUMBER OBJECT	FUND # 413 Account Description	Actual Fiscal Yr. 2011	Budget Fiscal Yr. 2012	Estimated Fiscal Yr. 2012	Proposed Fiscal Yr. 2013
		WAREHOUSE				
52315	111	SALARIES & WAGES-REGULAR	104,426	110,000	110,374	115,000
52315	112	SALARIES & WAGES-O/T	1,797	1,500	1,121	1,800
52315	141	FICA	7,627	8,530	8,285	8,940
52315	142	HOSPITAL AND HEALTH INS	18,946	19,200	18,954	18,960
52315	143	RETIREMENT - CURRENT	17,066	18,140	17,789	18,750
52315	146	WORKMEN'S COMPENSATION	1,406	1,400	71	1,000
52315	148	EMPLOYEE EDUCATION & TRAINING	15	100	100	100
52315	195	WELLNESS	290	150	200	150
52315	231	PUBLICATIONS	24	100	100	100
52315	241	UTILITIES	36,043	40,000	32,238	39,000
52315	245	TELEPHONE	359	1,100	1,000	1,100
52315	251	PROFESSIONAL SERVICES	0	200	200	200
52315	261	REPAIR & MAINT - MOTOR VEHICLES	339	500	500	500
52315	266	REPAIR & MAINT - BUILDINGS	10,650	10,000	6,406	10,000
52315	276	EQUIPMENT MAINTENANCE	1,364	1,000	2,163	1,500
52315	293	CONTRACTED SERVICES	17,948	18,000	17,100	18,000
52315	309	FURNITURE AND EQUIPMENT	384	500	500	500
52315	311	OFFICE SUPPLIES	843	1,200	1,169	1,200
52315	312	SMALL ITEMS OF EQUIPMENT	710	1,000	2,852	1,000
52315	319	MATERIALS AND SUPPLIES	342	500	275	500
52315	324	JANITORIAL SUPPLIES	4,487	3,000	2,829	4,000
52315	326	CLOTHING & UNIFORMS	234	1,000	500	1,000
52315	331	GAS, OIL, DIESEL FUEL, GREASE, ETC	1,087	1,300	1,395	1,400
52315	332	MOTOR VEHICLE PARTS	0	100	100	100
52315	344	SAFETY SUPPLIES	394	500	400	500
52315	490	OTHER MATERIALS	0	500	114	250
52315	513	PROPERTY & LIAB INSURANCE	2,021	2,800	2,079	2,800
52315	589	WORKERS COMP CLAIMS	0	500	500	500
52315	899	MISCELLANEOUS EXPENSE	226	500	218	300
TOTAL	**WAREHOUSE**		**229,028**	**243,320**	**229,532**	**249,150**

413 WATER QUALITY CONTROL DEPARTMENT

STATEMENT OF ESTIMATED REVENUE AND PROPOSED EXPENSES
FOR THE FISCAL YEAR ENDING JUNE 30, 2013

ACCOUNT FUNCTION	NUMBER OBJECT	FUND # 413 Account Description	Actual Fiscal Yr. 2011	Budget Fiscal Yr. 2012	Estimated Fiscal Yr. 2012	Proposed Fiscal Yr. 2013
		ADMINISTRATION & GENERAL EXPENSES				
52317	111	SALARIES & WAGES-REGULAR	296,130	316,000	292,984	327,000
52317	113	SALARIES & WAGES-TEMP/SEASONAL	563	5,000	9,133	5,000
52317	141	FICA	21,879	24,560	22,785	25,400
52317	142	HOSPITAL AND HEALTH INS	34,587	36,000	32,215	32,400
52317	143	RETIREMENT - CURRENT	47,098	51,410	43,020	52,480
52317	146	WORKMEN'S COMPENSATION	2,516	2,500	419	1,000
52317	148	EMPLOYEE EDUCATION & TRAINING	1,524	3,000	2,401	3,000
52317	149	RETIREE INSURANCE PREM	19,515	10,000	19,514	20,000
52317	191	DRUG TESTING	254	300	300	300
52317	195	WELLNESS	2,248	2,500	2,500	2,500
52317	211	POSTAGE	1,252	1,500	1,449	1,500
52317	221	PRINTING	1,177	1,500	748	1,500
52317	224	COPIES	1,261	1,500	1,284	1,500
52317	231	PUBLICATIONS	2,031	2,000	2,001	2,000
52317	232	DUES	1,868	2,000	1,894	2,000
52317	233	SUBSCRIPTIONS PAPERS AND PERIODICALS	90	150	142	150
52317	235	REGISTRATION, SEMINAR & MEMBERSHIP FEES	0	200	250	250
52317	241	UTILITIES	977	1,500	1,100	1,500
52317	245	TELEPHONE	10,474	10,000	10,067	10,000
52317	251	PROFESSIONAL SERVICES	1,229	500	200	500
52317	252	LEGAL SERVICES	2,186	5,000	2,083	3,000
52317	253	ACCOUNTING & AUDITING SERVICES	6,004	6,000	6,000	6,000
52317	261	REPAIR & MAINT - MOTOR VEHICLES	1,669	500	442	500
52317	276	EQUIPMENT MAINTENANCE	338	500	300	500
52317	278	REPAIR AND MAINTENANCE (SOFTWARE)	1,711	500	500	500
52317	281	TRAVEL	964	1,000	823	1,000
52317	309	FURNITURE AND EQUIPMENT	0	300	300	300
52317	311	OFFICE SUPPLIES	3,034	2,500	2,807	3,000
52317	312	SMALL ITEMS OF EQUIPMENT	100	1,000	500	1,000
52317	315	COMPUTER SUPPLIES	432	2,000	828	1,000
52317	319	MATERIALS AND SUPPLIES	41	300	200	300
52317	324	JANITORAL SUPPLIES	1,124	1,200	1,072	1,200
52317	326	CLOTHING AND UNIFORMS	165	500	500	500
52317	331	GAS, OIL, DIESEL FUEL, GREASE, ETC	4,110	4,500	4,494	4,500
52317	332	MOTOR VEHICLE PARTS	0	500	200	500
52317	339	SUNDRY-MATERIALS & SUPPLIES	0	200	200	0
52317	513	PROPERTY & LIAB INSURANCE	824	1,100	845	1,000
52317	541	PROVISION FOR DEPRECIATION	2,424,050	2,340,000	2,350,000	2,400,000
52317	582	CLAIMS & DAMAGES - LIABILITY	0	30,000	11,293	30,000
52317	585	ADMINISTRATIVE FEE	112,902	115,000	114,000	115,000
52317	588	CUSTOMER SERVICE / BILLING	432,932	462,000	465,495	465,000
52317	592	PAYMENTS IN-LIEU OF TAXES	230,906	227,168	228,000	246,759
52317	719	CHAMBER OF COMMERCE	7,500	7,500	7,500	7,500
52317	875	G.I.S. EXPENSE	7,540	25,000	23,392	25,000
52317	891	BANK SERVICE CHARGE	248	5,000	192	200
52317	892	BAD DEBT EXPENSE	44,558	50,000	22,744	50,000
52317	899	MISCELLANEOUS EXPENSE	593	1,000	624	1,000
TOTAL		**ADMINISTRATION & GENERAL EXPENSES**	**3,730,604**	**3,762,388**	**3,689,740**	**3,855,239**

413 WATER QUALITY CONTROL DEPARTMENT

STATEMENT OF ESTIMATED REVENUE AND PROPOSED EXPENSES
FOR THE FISCAL YEAR ENDING JUNE 30, 2013

ACCOUNT FUNCTION	NUMBER OBJECT	FUND # 413 Account Description	Actual Fiscal Yr. 2011	Budget Fiscal Yr. 2012	Estimated Fiscal Yr. 2012	Proposed Fiscal Yr. 2013
		SEWER COLLECTION LINES				
52321	111	SALARIES & WAGES-REGULAR	136,207	194,820	141,973	202,000
52321	112	SALARIES & WAGES-O/T	7,567	7,000	6,556	7,000
52321	114	SALARIES & WAGES-ON CALL	4,782	6,500	6,418	6,500
52321	115	SALARIES & WAGES-ON CALL WORKED	5,927	7,000	4,625	7,000
52321	141	FICA	11,022	16,470	11,812	17,020
52321	142	HOSPITAL AND HEALTH INS	30,879	32,400	30,884	46,088
52321	143	RETIREMENT - CURRENT	24,588	35,030	25,240	35,710
52321	146	WORKMEN'S COMPENSATION	1,391	1,500	1,525	2,286
52321	148	EMPLOYEE EDUCATION & TRAINING	205	500	401	500
52321	245	TELEPHONE	174	300	256	300
52321	261	REPAIR & MAINT - MOTOR VEHICLES	628	1,500	1,380	1,500
52321	271	REPAIR & MAINT - LINES	13,361	20,000	13,806	20,000
52321	276	EQUIPMENT MAINTENANCE	6,042	5,000	11,791	10,000
52321	312	SMALL ITEMS OF EQUIPMENT	867	1,000	1,000	1,000
52321	319	MATERIALS & SUPPLIES	41	0	0	0
52321	326	CLOTHING & UNIFORMS	1,238	1,000	1,000	1,000
52321	328	CHEMICAL SUPPLIES	750	500	500	500
52321	331	GAS, OIL, DIESEL FUEL, GREASE, ETC	15,149	15,000	15,910	16,000
52321	332	MOTOR VEHICLE PARTS	0	500	500	500
52321	339	SUNDRY-MATERIALS AND SUPPLIES	0	300	300	300
52321	344	SAFETY SUPPLIES	1,860	500	1,499	500
52321	346	TAP INSTALLATION SUPPLIES	1,075	2,500	1,310	2,500
52321	412	READY MIXED CONCRETE	0	1,000	500	1,000
52321	451	CRUSHED STONE	9,009	3,500	3,888	4,000
52321	471	ASPHALT AND ASPHALT FILLER	3,751	4,000	4,000	4,000
52321	490	OTHER MATERIALS	27	500	225	500
52321	513	PROPERTY & LIAB INSURANCE	675	1,000	582	1,000
52321	582	CLAIMS AND DAMAGES - LIABILITY	39,714	10,000	3,040	10,000
52321	589	WORKERS COMP CLAIMS	0	500	500	500
52321	899	MISCELLANEOUS EXPENSE	739	300	234	300
TOTAL	**SEWER COLLECTION LINES**		**317,668**	**370,120**	**291,655**	**399,504**

413 WATER QUALITY CONTROL DEPARTMENT

STATEMENT OF ESTIMATED REVENUE AND PROPOSED EXPENSES
FOR THE FISCAL YEAR ENDING JUNE 30, 2013

ACCOUNT FUNCTION	NUMBER OBJECT	FUND # 413 Account Description	Actual Fiscal Yr. 2011	Budget Fiscal Yr. 2012	Estimated Fiscal Yr. 2012	Proposed Fiscal Yr. 2013
		SEWER LIFT STATIONS				
52322	111	SALARIES & WAGES-REGULAR	76,074	79,000	79,688	82,000
52322	112	SALARIES & WAGES-O/T	5,299	2,500	2,263	3,000
52322	114	SALARIES & WAGES-ON CALL	12,181	12,000	12,588	12,000
52322	115	SALARIES & WAGES-ON CALL WORKED	1,173	1,500	1,801	1,500
52322	141	FICA	6,771	7,270	7,133	7,540
52322	142	HOSPITAL AND HEALTH INS	15,443	16,500	15,462	15,480
52322	143	RETIREMENT - CURRENT	15,093	15,460	15,262	15,810
52322	146	WORKMEN'S COMPENSATION	696	800	723	800
52322	148	EMPLOYEE EDUCATION & TRAINING	143	500	300	500
52322	195	WELLNESS	175	150	150	150
52322	232	DUES	140	100	140	150
52322	241	UTILITIES	131,659	140,000	125,646	135,000
52322	245	TELEPHONE	315	450	400	450
52322	261	REPAIR & MAINT - MOTOR VEHICLES	1,434	2,000	933	1,500
52322	266	REPAIR & MAINT - BUILDINGS	173	0	0	0
52322	276	EQUIPMENT MAINTENANCE	37,526	45,000	45,000	45,000
52322	299	ANALYSIS FEES	0	300	0	300
52322	311	OFFICE SUPPLIES	59	50	50	50
52322	312	SMALL ITEMS OF EQUIPMENT	1,084	1,500	882	1,500
52322	319	MATERIALS AND SUPPLIES	172	500	497	500
52322	326	CLOTHING & UNIFORMS	284	500	450	500
52322	328	CHEMICAL SUPPLIES	15,517	10,000	14,727	12,000
52322	331	GAS, OIL, DIESEL FUEL, GREASE, ETC	6,687	8,000	6,966	8,000
52322	332	MOTOR VEHICLE PARTS	0	200	200	200
52322	344	SAFETY SUPPLIES	89	100	2,888	100
52322	490	OTHER MATERIALS	0	100	100	100
52322	513	PROPERTY & LIAB INSURANCE	330	600	282	500
52322	589	WORKERS COMP CLAIMS	0	500	6,283	1,000
52322	899	MISCELLANEOUS EXPENSE	229	300	260	300
TOTAL	**SEWER LIFT STATIONS**		**328,746**	**345,880**	**341,074**	**345,930**

413 WATER QUALITY CONTROL DEPARTMENT

STATEMENT OF ESTIMATED REVENUE AND PROPOSED EXPENSES
FOR THE FISCAL YEAR ENDING JUNE 30, 2013

ACCOUNT FUNCTION	NUMBER OBJECT	FUND # 413 Account Description	Actual Fiscal Yr. 2011	Budget Fiscal Yr. 2012	Estimated Fiscal Yr. 2012	Proposed Fiscal Yr. 2013
		SEWER PLANT				
52323	111	SALARIES & WAGES-REGULAR	270,713	279,000	282,112	291,000
52323	112	SALARIES & WAGES-O/T	114	1,000	748	1,000
52323	114	SALARIES & WAGES-ON CALL	14,049	13,500	13,726	14,000
52323	115	SALARIES & WAGES-ON CALL WORKED	1,766	1,000	1,313	1,300
52323	141	FICA	21,097	22,530	22,314	23,510
52323	142	HOSPITAL AND HEALTH INS	41,142	42,000	41,736	42,000
52323	143	RETIREMENT - CURRENT	45,497	47,920	46,951	49,320
52323	146	WORKMEN'S COMPENSATION	2,431	2,700	2,530	2,700
52323	148	EMPLOYEE EDUCATION & TRAINING	660	700	640	700
52323	211	POSTAGE	0	50	77	50
52323	232	DUES	320	325	322	325
52323	241	UTILITIES	510,374	460,000	460,000	480,000
52323	245	TELEPHONE	265	400	316	400
52323	251	PROFESSIONAL SERVICES	5,294	150,000	36,139	100,000
52323	261	REPAIR & MAINT - MOTOR VEHICLES	1,860	2,000	1,888	2,000
52323	266	REPAIR & MAINT - BUILDINGS	2,960	5,000	3,105	4,000
52323	276	EQUIPMENT MAINTENANCE	89,032	50,000	55,700	50,000
52323	277	MAINTENANCE OF SLUDGE TRUCK	266	1,000	500	1,000
52323	281	TRAVEL	21	0	0	100
52323	297	STATE MAINTENANCE FEES	11,760	12,000	12,000	12,000
52323	299	ANALYSIS FEES	47,157	45,000	40,290	45,000
52323	311	OFFICE SUPPLIES	589	500	803	500
52323	312	SMALL ITEMS OF EQUIPMENT	5,663	1,500	1,607	1,500
52323	319	MATERIALS AND SUPPLIES	4,359	4,000	2,695	4,000
52323	324	JANITORIAL SUPPLIES	1,213	1,500	1,244	1,500
52323	326	CLOTHING & UNIFORMS	1,585	2,000	1,495	2,000
52323	328	CHEMICAL SUPPLIES	79,484	60,000	68,026	65,000
52323	331	GAS, OIL, DIESEL FUEL, GREASE, ETC	13,788	15,000	15,682	15,000
52323	332	MOTOR VEHICLE PARTS	0	200	200	200
52323	339	SUNDRY-MATERIALS & SUPPLIES	0	200	200	200
52323	344	SAFETY SUPPLIES	936	200	1,959	200
52323	490	OTHER MATERIALS	0	300	300	300
52323	513	PROPERTY & LIAB INSURANCE	7,486	10,000	7,167	8,000
52323	582	CLAIMS & DAMAGES - LIABILITY	3,710	0	0	1,000
52323	589	WORKERS COMP CLAIMS	290	1,000	200	500
52323	899	MISCELLANEOUS EXPENSE	2,086	500	244	500
TOTAL	**SEWER PLANT**		**1,187,967**	**1,233,025**	**1,124,229**	**1,220,805**
TOTAL	**OPERATING EXPENSE**		**10,031,050**	**10,510,849**	**10,238,147**	**10,730,924**

413 WATER QUALITY CONTROL DEPARTMENT

STATEMENT OF ESTIMATED REVENUE AND PROPOSED EXPENSES
FOR THE FISCAL YEAR ENDING JUNE 30, 2013

ACCOUNT FUNCTION	NUMBER OBJECT	FUND # 413 Account Description	Actual Fiscal Yr. 2011	Budget Fiscal Yr. 2012	Estimated Fiscal Yr. 2012	Proposed Fiscal Yr. 2013
		NONOPERATING EXPENSES				
52337	586	PAYING AGENT FEES	5,889	6,500	6,500	6,500
52337	645	TDPH 90-003 - SEWER LINES	13,346	7,956	7,956	2,688
52337	646	TDPH 90-017 - SEWER LINES	3,315	1,320	1,320	15
52337	647	TDPH 94-068 - SEWER PLANT	121,997	107,124	107,124	89,712
52337	658	CWA 09-235 - SEWER LINE UPGRADES	36,558	47,650	47,649	48,288
52337	649	TMBF 2000 - WATER SYSTEM IMPROVEMENTS	45,990	250,000	44,752	272,250
52337	651	CORPS OF ENGINEERS DEBT ISSUE	112,854	120,000	111,917	120,000
52337	542	AMORTIZATION BOND FEES	2,625	2,625	2,626	2,625
TOTAL	**NONOPERATING EXPENSE**		**342,574**	**543,175**	**329,844**	**542,078**
		DEBT SERVICE				
52350	649	TMBF 2000 - WATER SYSTEM IMPROVEMENTS	517,000	543,000	543,000	570,000
52350	651	CORPS OF ENGINEERS DEBT ISSUE	57,696	60,000	60,509	61,000
52350	655	TDPH 90-003	151,644	157,188	157,188	135,378
52350	656	TDPH 90-017	57,672	59,721	59,724	5,072
52350	657	TDPH 94-068	523,128	546,612	546,612	564,024
52350	658	CWA 09-235 - SEWER LINE UPGRADES	25,375	77,405	77,404	83,880
TOTAL	**DEBT SERVICE**		**1,332,515**	**1,443,926**	**1,367,033**	**1,419,354**
TOTAL	**OPERATING/NONOPERATING AND DEBT SERVICE EXPE**		**11,706,139**	**12,497,950**	**11,935,024**	**12,692,356**

413 WATER QUALITY CONTROL DEPARTMENT

STATEMENT OF ESTIMATED REVENUE AND PROPOSED EXPENSES
FOR THE FISCAL YEAR ENDING JUNE 30, 2013

ACCOUNT FUNCTION	NUMBER OBJECT	FUND # 413 Account Description	Actual Fiscal Yr. 2011	Budget Fiscal Yr. 2012	Estimated Fiscal Yr. 2012	Proposed Fiscal Yr. 2013
		GENERAL CAPITAL EXPENSES				
52391	257	SOFTWARE LICENSING FEES	0	10,000	10,000	10,000
52391	911	LAND, ROW,EASEMENTS, ETC.	0	200	200	0
52391	927	SEWER CONSTRUCTION	52,660	40,000	16,251	100,000
		Misc. Sewer Lines - Briargate PS replacement				
52391	934	HYDRANTS	8,186	8,000	7,111	8,000
52391	941	GENERAL PURPOSE MACHINERY AND EQUIP	16,110	12,000	15,000	25,000
		Cut-off Saws, Boring Tool, Pump, Lighting, Radios				
52391	942	HEAVY DUTY EQUIPMENT	15,150	175,000	152,000	0
		(Dump Truck & Backhoe)				
52391	944	VEHICLES	41,218	45,000	40,513	100,000
		2-Crew & 1-Service Truck Replacement)				
52391	971	WATER LINES	56,510	340,000	125,017	200,000
		Falling Wt. Bridge, Misc. Water Line Replacement Proj., Baxter Mast. Meter replacemnt				
52391	972	I & I PROGRAM	639,728	500,000	500,000	600,000
		Sewer Rehab - Cane Creek, Belle-Acres, & Little Creek drainage basins				
52391	983	ENGINEERING FEES	30	0	0	0
TOTAL	**GENERAL CAPITAL EXPENSE**		**829,592**	**1,130,200**	**866,092**	**1,043,000**
		WATER SYSTEM				
52394	911	LAND, ROW, EASEMENTS, ETC	550	0	1,000	0
52394	918	LAGOON CLEANOUT	0	100,000	188,400	0
52394	983	ENGINEERING FEES	252,940	329,400	134,898	160,000
52394	985	WATER PLANT - CONSTRUCTION		3,000,000	1,328,165	5,700,000
52394	984	PURCHASE WATER STORAGE-CORP OF ENGINEEF	0	600,000	0	0
52394	913	UTILITY DISTRICT FACILITIES PURCHASE	0	75,000	0	0
TOTAL	**WATER SYSTEM**		**253,490**	**4,104,400**	**1,652,463**	**5,860,000**
		BELLE ACRES STA. REPLACEMENT				
52501	927	CONSTRUCTION	0	120,000	130,100	0
52501	983	ENGINEERING FEES	3,536	30,000	30,000	0
TOTAL	**BELL ACRES STA REPLACEMENT**		**3,536**	**150,000**	**160,100**	**0**
		LEE SEMINARY RD WATER LINE				
52502	911	LAND, ROW, EASEMENTS, ETC	0	0	0	5,000
52502	927	CONSTRUCTION	0	100,000	0	150,000
52502	983	ENGINEERING FEES	0	20,000	12,965	0
TOTAL	**LEE SEMINARY RD WATER LINE**		**0**	**120,000**	**12,965**	**155,000**
		SOUTHEAST SEWER PROJECT				
52503	983	ENGINEERING FEES	0	100,000	0	150,000
TOTAL	**SOUTHEAST SEWER PROJECT**		**0**	**100,000**	**0**	**150,000**

413 WATER QUALITY CONTROL DEPARTMENT

STATEMENT OF ESTIMATED REVENUE AND PROPOSED EXPENSES
FOR THE FISCAL YEAR ENDING JUNE 30, 2013

ACCOUNT FUNCTION	NUMBER OBJECT	FUND # 413 Account Description	Actual Fiscal Yr. 2011	Budget Fiscal Yr. 2012	Estimated Fiscal Yr. 2012	Proposed Fiscal Yr. 2013
		MCCULLEY/BURTON SUB-DIV				
52515	911	LAND, ROW, EASEMENTS, ETC	28,632	5,000	34	0
52515	927	CONSTRUCTION	503,089	700,000	913,050	220,000
52515	983	ENGINEERING FEES	81,250	10,000	4,000	0
TOTAL	**MCCULLEY/BURTON SUB-DIVISION**		**612,971**	**715,000**	**917,084**	**220,000**
		HUDGENS CREEK SEWERS & SCADA SYSTEM				
52512	911	LAND, ROW, EASEMENTS, ETC	20	0	0	0
52512	927	CONSTRUCTION	1,887,305	0	0	0
52512	983	ENGINEERING FEES	67,502	0	0	0
TOTAL	**HUDGENS CREEK SEWERS & SCADA SYSTEM**		**1,954,827**	**0**	**0**	**0**
		SHONEYS WATER TANK PAINTING				
52396	927	CONSTRUCTION	68,940	207,000	369,210	0
52396	983	ENGINEERING FEES	25,397	12,000	24,514	0
TOTAL	**SHONEYS WATER TANK**		**94,337**	**219,000**	**393,724**	**0**
		MOUNT PLEASANT WATER LINE				
	911	LAND, ROW, EASEMENTS, ETC	0	0	0	10,000
	927	CONSTRUCTION	0	0	0	400,000
	983	ENGINEERING FEES	0	0	0	40,000
TOTAL	**MOUNT PLEASANT WATER LINE**		**0**	**0**	**0**	**450,000**
TOTAL	**CAPITAL EXPENSE**		**3,654,416**	**6,538,600**	**3,608,704**	**7,878,000**
TOTAL	**WATER QUALITY CONTROL EXPENSE**		**15,360,556**	**19,036,550**	**15,543,728**	**20,570,356**

CITY OF COOKEVILLE
ELECTRIC DEPARTMENT
FY 12/13

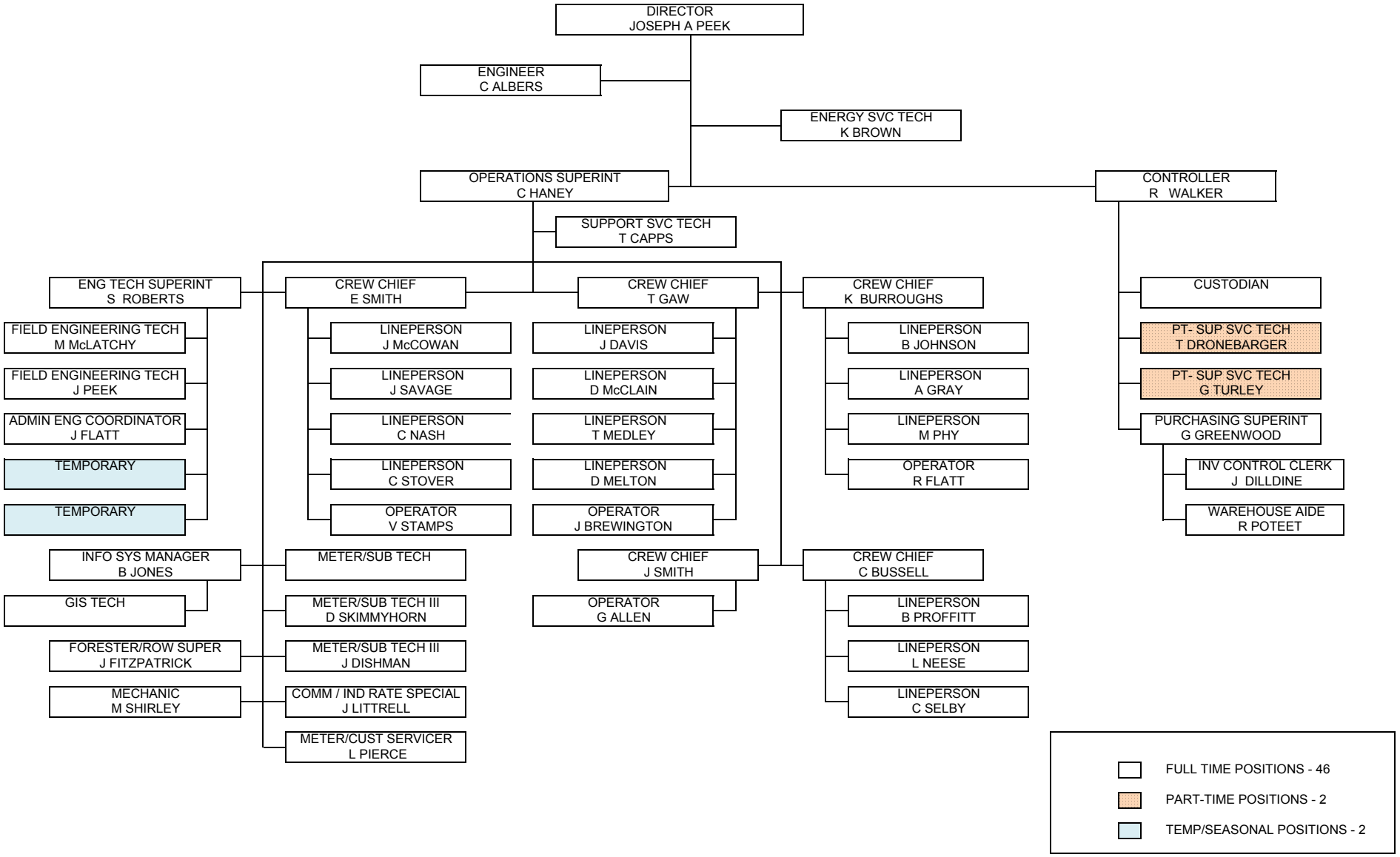

700 ELECTRIC DEPARTMENT
STATEMENT OF ESTIMATED REVENUE AND PROPOSED EXPENSES
FOR THE FISCAL YEAR ENDING JUNE 30, 2013

Account Number	Account Description	Actual Fiscal Yr. 2011	Budget Fiscal Yr. 2012	Estimated Fiscal Yr 2012	Proposed Fiscal Yr. 2013
	POWER SALES				
440.1	Residential Small Lighting	17,857,839	18,166,981	17,286,179	17,631,903
440.2	Residential-Greenpower	4,440	4,368	3,612	3,600
441	Small Light & Power	6,524,904	7,081,582	6,913,325	7,051,592
441.1	Small Light & Power-Greenpower	1,440.00	1,440.00	1,440	1,440
442	Large Light & Power	28,746,405	30,194,812	28,782,652	29,070,478
442.2	Large Light-Greenpower	3,880	3,264	1,200	1,200
444	Street & Athletic Lights	856,082	867,367	890,821	908,637
444.2	Outdoor Lights	565,996	575,397	573,119	584,581
	Total Power Sales	**54,560,986**	**56,895,211**	**54,452,348**	**55,253,432**
	OTHER REVENUE				
146	Interdepartmental Revenue	16,265	15,000	15,000	15,000
419	Interest Earned on Invest	34,577	32,069	34,231	34,231
450	Forfeited Discounts	298,254	313,785	283,644	286,481
451	Service Revenues	98,159	99,602	101,659	103,693
451.1	Application Fees	203,300	217,685	212,630	216,883
454	Rental Income	546,461	557,272	576,714	588,249
456	Other Revenue (SAS70 Reimbursement)	25,000	0	0	0
456.1	Other Revenue (Premium @ Bond)	0	0	200,297	0
	Total Other Revenue	**1,222,017**	**1,235,413**	**1,223,879**	**1,244,535**
	Total Revenue	55,783,003	58,130,624	55,676,227	**56,497,967**
	Bond Proceeds-Southwest Sub	0	4,000,000	4,000,000	**0**
	Cash Reserves, Designated Debt Retirement	**1,000,000**	1,000,000	1,000,000	**1,000,000**
	Cash Reserves, Beginning of Year		8,530,838	9,951,830	**12,289,164**
	Total Available Funds	**56,783,003**	**71,661,462**	**70,628,057**	**69,787,131**

700 ELECTRIC DEPARTMENT
STATEMENT OF ESTIMATED REVENUE AND PROPOSED EXPENSES
FOR THE FISCAL YEAR ENDING JUNE 30, 2013

Account Number	Account Description	Actual Fiscal Yr. 2011	Budget Fiscal Yr. 2012	Estimated Fiscal Yr 2012	Proposed Fiscal Yr. 2013
	OPERATING EXPENSE				
146	Intradepartmental Expenses	13,510	15,000	15,000	15,000
555.1	Purchased Power	46,265,206	47,373,826	44,164,751	44,827,222
555.2	Facility Rental	441,955	448,982	435,803	433,603
563	Transmission Overhead Line Expense	0	2,500	2,500	2,500
580	Operation,Supervision & Engineering	117,652	117,221	122,955	126,644
582	Station Expense	45,936	55,612	39,539	40,726
583	Overhead Line Expense	486,044	449,532	466,969	480,978
584	Undergrd Line Expense	222,987	247,919	229,200	236,076
585	Street Lighting & Signals	54,669	56,884	77,942	80,280
586	Meter Expense	107,596	119,001	108,197	111,443
587.1	Security Lights	26,400	26,059	25,952	26,730
587.2	Temporary Services	20,425	25,265	26,712	27,513
588	Engineering Distribution Expense	212,732	223,311	241,962	303,968
589	Rent Expense	22,976	23,652	25,795	26,311
901	Sup Acct & Collections	15,812	18,009	18,348	18,715
902	Meter Reading	133,029	135,749	147,208	150,153
903.2	Finance Department Adm Charges	101,976	104,016	106,400	109,592
903	Customer Records & Collections	264,783	265,362	315,409	318,563
904	Uncollectible Accounts	167,408	200,000	200,000	200,000
908	Customer Service Exp	21,242	21,100	21,500	23,500
909	Informational Advertising	0	1,000	1,000	1,000
912	Demonstr/Selling Exp TVA Programs	55,988	68,045	56,059	57,740
913	Advertising Expense TVA Programs	2,956	5,141	5,141	5,141
920	Administrative & General Salaries	199,184	218,036	196,500	202,395
921	Office Supplies/Utilities & Expense	160,620	136,073	167,342	180,314
923	Outside Services/Attorney	14,776	23,098	15,560	15,560
924	Property Insurance	2,328	11,345	10,000	10,200
925	Injuries and Damages	45,818	55,000	91,590	55,000
926.1	Employee Benefits	246,924	265,589	265,589	270,901
926.2	Retirement	275,310	273,986	284,630	290,323
926.3	Retiree Insurance	32,175	35,225	28,039	28,439
929	Duplication Charges	(48,377)	(47,532)	(43,752)	(44,627)
930.1	General Advertising Expense	0	1,000	1,000	1,000
930.2	General Expense-Dues	52,669	53,119	55,528	56,639
403.5	Depreciation Expense	1,509,935	1,524,000	1,574,479	1,584,000
406	Amortization Expense	631,126	666,451	828,686	828,686
408.1	Tax Equivalent Payments	835,202	851,906	892,526	900,000
408.3	Taxes-OASI	166,686	170,008	171,788	176,941
	Total Operating Expense	**52,925,658**	**54,240,490**	**51,393,846**	**52,179,169**
	MAINTENANCE EXPENSE				
590	Supervision	94,847	94,470	101,375	104,416
592	Station Equipment	59,984	25,267	16,019	16,500
593	Overhead Systems	764,600	705,290	761,227	784,064
594	Underground Systems	18,105	16,133	12,668	16,133
595	Transformers	11,761	7,020	20,486	20,896
596	Street Lights	24,941	25,597	36,199	36,561
597	Meters	24,455	35,413	44,079	44,520
598	Security Lights	13,587	13,048	10,551	10,657
935	General Plant	25,410	18,872	22,729	61,684
	Total Maintenance Expense	**1,037,691**	**941,110**	**1,025,334**	**1,095,430**

700 ELECTRIC DEPARTMENT
STATEMENT OF ESTIMATED REVENUE AND PROPOSED EXPENSES
FOR THE FISCAL YEAR ENDING JUNE 30, 2013

Account Number	Account Description		Actual Fiscal Yr. 2011	Budget Fiscal Yr. 2012	Estimated Fiscal Yr 2012	Proposed Fiscal Yr. 2013
	EQUIPMENT & MATERIALS					
101	Plant Purchases		242,532	4,476,975	4,358,259	182,445
	13KV Breakers (3)	$ 75,000				
	3 Bay Building Addition	$ 56,920				
	Circuit Mapping laptops	$ 10,000				
	PMI Recorder	$ 6,000				
101.1	Vehicles/Equipment		240,978	170,000	180,137	22,000
	Pickup Truck	$22,000				
101.2	Meters		64,452	36,549	79,140	80,723
101.3	Transformers-OHD		123,058	146,140	121,715	124,149
101.4	Transformers-URD		62,975	82,061	135,879	138,597
101.5	Automated Meter Reading		0	30,000	0	50,000
107.1	Business Park Distribution Lines		0	0	0	350,000
107.2	Mine Lick Creek Rd Distribution		0	0	150,000	165,000
107.4	Overhead Materials		6,116	10,000	10,000	10,000
107.5	Underground Materials		15,435	20,000	20,000	20,000
154.1	Construction Materials		237,943	377,025	515,884	526,202
154.2	Street Lighting		140,556	218,399	182,918	186,577
154.3	Regulators		43,800	0	0	0
154.4	Capacitors		5,796	0	0	0
	Total Equipment & Materials		**1,183,642**	**5,567,149**	**5,753,932**	**1,855,692**
	DEBT SERVICE					
221.1	Principal on Bonds - Series 1999		208,000	218,000	218,000	229,000
221.2	Principal on Bonds - Series 2008		292,000	306,000	306,000	322,000
228.2	Principal on Bonds - Series 2012		0	225,000	0	230,000
237.1	Interest on Bonds - Series 1999		4,036	5,000	2,769	21,105
237.2	Interest on Bonds - Series 2008		21,579	25,000	16,578	230,580
237.3	Interest on Bonds - Series 2012		0	127,296	25,598	85,788
253	Annexation Notes		1,000,000	1,000,000	1,000,000	1,000,000
	Total Debt Service		**1,525,614**	**1,906,296**	**1,568,946**	**2,118,473**
	TOTAL ELECTRIC DEPARTMENT		**56,672,605**	**62,655,045**	**59,742,057**	**57,248,764**

CITY OF COOKEVILLE
GAS DEPARTMENT

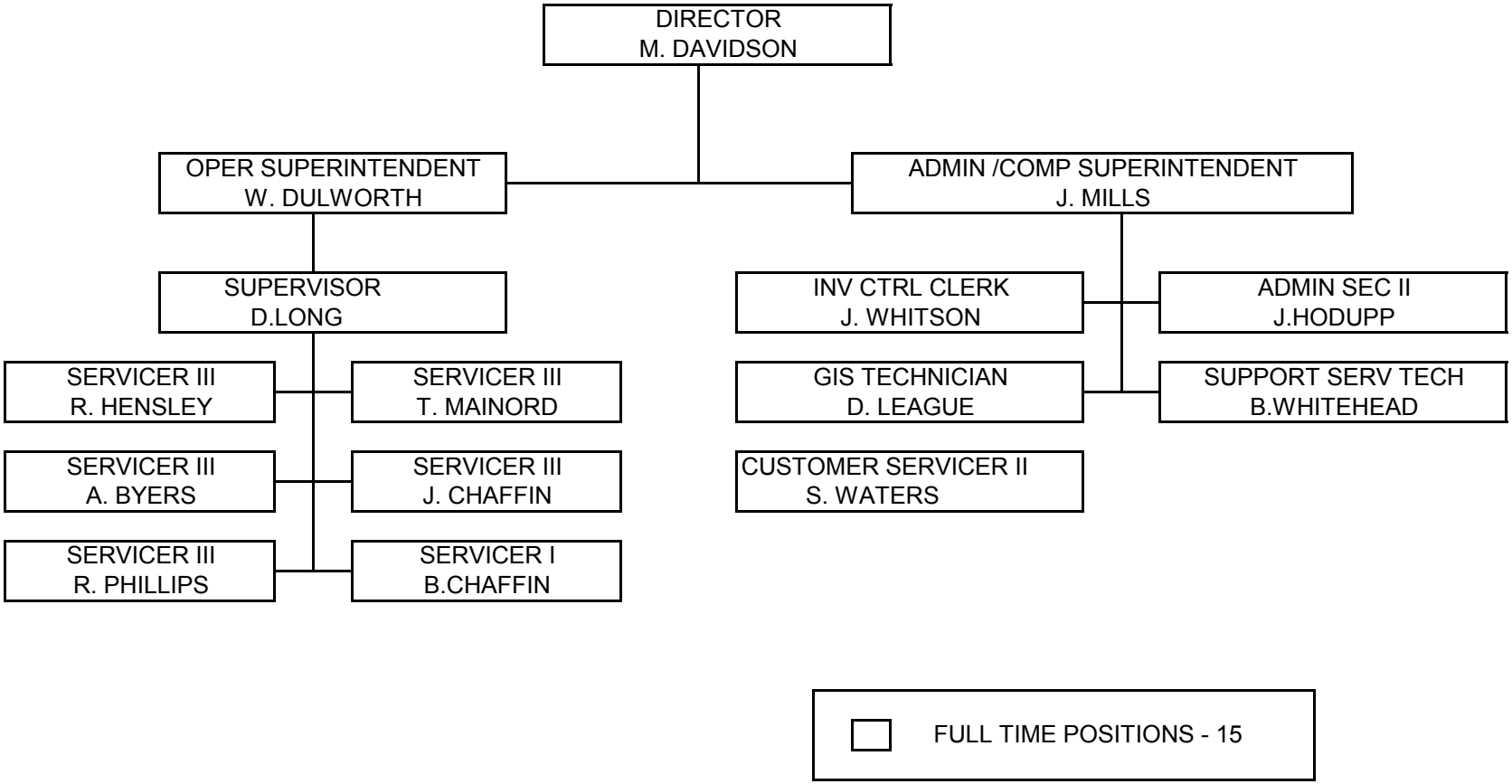

July, 2012

415 GAS DEPARTMENT

STATEMENT OF ESTIMATED REVENUE AND PROPOSED EXPENSES

FOR THE FISCAL YEAR ENDING JUNE 30, 2013

ACCOUNT NUMBER FUNCTION OBJECT	FUND #415 Account Description	Actual Fiscal Yr. 2011	Budget Fiscal Yr. 2012	Estimated Fiscal Yr. 2012	Proposed Fiscal Yr. 2013
	OPERATING REVENUES				
37411	RESIDENTIAL SALES	3,702,868	3,900,000	2,984,654	3,215,000
37412	COMMERICAL & INDUSTRIAL SALES	6,323,179	6,905,000	5,422,808	5,510,000
37416	RESIDENTIAL GAS SERVICE ACCESS FEE	463,332	450,000	469,395	460,000
37417	COMMERCIAL GAS SERVICE ACCESS FEE	131,835	120,000	128,478	120,000
37418	INDUSTRIAL GAS SERVICE ACCESS FEE	8,092	8,000	7,739	8,000
37494	APPLICATION FEES	38,015	30,000	34,250	30,000
37495	SERVICE CHARGES	19,940	20,000	18,840	20,000
37496	BAD DEBT COLLECTIONS	10,285	10,000	9,533	10,000
37497	PENALTIES	60,786	65,000	45,575	54,015
37499	MISCELLANEOUS	186,889	22,000	137,341	35,000
TOTAL	**OPERATING REVENUES**	**10,945,221**	**11,530,000**	**9,258,613**	**9,462,015**
	NONOPERATING REVENUES				
37911	INTEREST EARNINGS-CHECKING	9,133	5,000	10,012	8,000
37912	INTEREST EARNINGS-CHECKING (DEBT SVC)	1,717	1,200	1,541	1,200
37914	INTEREST EARNINGS-LGIP	8,867	10,000	5,238	5,000
37915	INTEREST EARNINGS-MONEY MARKET	31,150	20,000	18,423	18,000
37930	RENT FROM NON-OPERATING PROPERTY	0	0	1,930	1,500
36330	SALE OF EQUIP, VEHICLES, ETC	0	0	6,295	0
36380	SALE OF SCRAP	332	0	0	0
37965	FEMA PROJECT REVENUE	25,224	0	0	0
TOTAL	**NONOPERATING REVENUES**	**76,423**	**36,200**	**43,439**	**33,700**
TOTAL REVENUE		**11,021,644**	**11,566,200**	**9,302,052**	**9,495,715**
CASH RESERVES, BEGINNING OF YEAR		**10,925,249**	**9,410,413**	**12,120,538**	**12,312,013**
TOTAL AVAILABLE FUNDS		**21,946,893**	**20,976,613**	**21,422,590**	**21,807,728**

415 GAS DEPARTMENT

STATEMENT OF ESTIMATED REVENUE AND PROPOSED EXPENSES

FOR THE FISCAL YEAR ENDING JUNE 30, 2013

ACCOUNT NUMBER FUNCTION	OBJECT	FUND #415 Account Description	Actual Fiscal Yr. 2011	Budget Fiscal Yr. 2012	Estimated Fiscal Yr. 2012	Proposed Fiscal Yr. 2013
		EXPENSES				
		PURCHASED GAS				
52411	351	NATURAL GAS	7,306,122	7,650,000	5,980,485	5,665,000
TOTAL	**PURCHASED GAS**		**7,306,122**	**7,650,000**	**5,980,485**	**5,665,000**
		TRANSMISSION AND DISTRIBUTION				
52413	111	SALARIES & WAGES-REGULAR	333,642	350,000	358,262	364,000
52413	112	SALARIES & WAGES-O/T	263	500	553	1,000
52413	113	SALARIES - TEMPORARY/SEASONAL	4,651	5,000	0	5,000
52413	114	SALARIES & WAGES-ON CALL	10,966	12,000	13,059	15,000
52413	115	SALARIES & WAGES-ON CALL WORKED	4,110	9,000	6,600	9,000
52413	141	FICA	26,098	28,800	28,455	30,140
52413	142	HOSPITAL AND HEALTH INS	39,671	43,200	42,518	43,200
52413	143	RETIREMENT - CURRENT	55,317	60,440	59,616	62,430
52413	146	WORKMEN'S COMPENSATION	4,942	6,500	2,516	4,000
52413	148	EMPLOYEE EDUCATION & TRAINING	1,403	2,000	2,018	3,500
52413	191	DRUG & ALCOHOL TESTING	109	500	450	500
52413	211	POSTAGE	0	150	45	150
52413	224	COPIES	0	200	50	200
52413	238	REGULATORY COMMISSION	0	1,000	650	1,000
52413	241	UTILITIES	20,909	25,000	19,536	22,000
52413	245	TELEPHONE	718	600	878	1,000
52413	246	TELEMETERING	360	5,000	680	2,000
52413	261	REPAIR & MAINT - MOTOR VEHICLES	3,763	5,000	10,512	6,500
52413	263	REPAIR & MAINT - EQUIPMENT	20,443	15,000	8,167	15,000
52413	265	REPAIR & MAINT-GROUNDS / GRND IMPR	1,218	500	0	500
52413	266	REPAIR & MAINT - BUILDINGS	6,419	4,000	2,016	4,000
52413	267	REPAIR AND MAINTENANCE COMMU	0	1,000	1,500	1,000
52413	268	REPAIR & MAINT-SYSTEMS	23,346	50,000	24,875	50,000
52413	276	EQUIPMENT MAINTENANCE	996	0	0	0
52413	281	TRAVEL	22	1,000	500	1,000
52413	311	OFFICE SUPPLIES	157	250	100	250
52413	312	SMALL ITEMS OF EQUIPMENT	4,890	5,000	10,791	5,000
52413	315	COMPUTER SUPPLIES	80	0	0	0
52413	319	MATERIALS & SUPPLIES	414	5,000	1,824	5,000
52413	324	JANITORIAL SUPPLIES	246	500	441	500
52413	326	CLOTHING & UNIFORMS	4,133	5,000	4,119	5,000
52413	331	GAS, OIL, DIESEL FUEL, GREASE, ETC	21,236	28,000	22,288	28,000
52413	513	PROPERTY & LIAB INSURANCE	20,115	26,000	8,623	12,000
52413	582	CLAIMS & DAMAGES -LIABILITY	154	2,000	0	2,000
52413	589	WORKERS COMP CLAIMS	587	500	0	500
52413	899	MISCELLANEOUS EXPENSE	2,797	1,000	2,855	2,500
TOTAL	**TRANSMISSION AND DISTRIBUTION**		**614,175**	**699,640**	**634,497**	**702,870**

415 GAS DEPARTMENT

STATEMENT OF ESTIMATED REVENUE AND PROPOSED EXPENSES

FOR THE FISCAL YEAR ENDING JUNE 30, 2013

ACCOUNT NUMBER FUNCTION	OBJECT	FUND #415 Account Description	Actual Fiscal Yr. 2011	Budget Fiscal Yr. 2012	Estimated Fiscal Yr. 2012	Proposed Fiscal Yr. 2013
		ADMINISTRATIVE AND GENERAL EXPENSES				
52416	111	SALARIES & WAGES-REGULAR	224,833	306,000	225,845	324,000
52416	112	SALARIES & WAGES-O/T	19	0	21	0
52416	114	SALARIES - ON CALL	1,587	2,000	1,393	2,000
52416	115	SALARIES - ON CALL WORKED	708	2,000	535	2,000
52416	141	FICA	16,768	23,720	17,110	25,090
52416	142	HOSPITAL AND HEALTH INS	27,727	30,000	29,229	30,000
52416	143	RETIREMENT - CURRENT	35,433	50,440	36,003	52,640
52416	146	WORKMEN'S COMPENSATION	70	500	433	500
52416	148	EMPLOYEE EDUCATION & TRAINING	617	3,000	2,333	3,000
52416	149	RETIREE INSURANCE PRE	8,225	9,000	6,652	9,000
52416	191	DRUG AND ALCOHOL TESTING	612	500	700	1,000
52416	195	WELLNESS	885	1,200	1,230	1,500
52416	211	POSTAGE	365	600	242	600
52416	221	PRINTING	0	1,000	650	1,000
52416	224	COPIES	977	1,000	831	1,000
52416	231	PUBLICATIONS	0	200	125	200
52416	232	DUES	6,342	12,500	17,090	18,000
52416	233	SUBSCRIPTIONS TO NEWSPAPERS PERIODI	92	350	150	350
52416	235	REGISTRATION SEMINAR AND MEMB	600	2,000	1,730	2,000
52416	236	PUBLIC RELATIONS / PROMOTIONS	12,978	15,000	20,795	20,000
52416	238	REGULATORY COMMISSION	12,023	20,000	17,981	20,000
52416	241	UTILITIES	65	0	0	0
52416	245	TELEPHONE	5,281	7,000	6,226	7,000
52416	252	LEGAL SERVICES	0	500	215	500
52416	253	ACCOUNTING & AUDITING SERVICES	6,004	7,000	5,600	7,000
52416	261	REPAIR & MAINT - MOTOR VEHICLES	884	500	470	1,500
52416	263	REPAIR & MAINT - EQUIPMENT	0	500	0	500
52416	266	REPAIR AND MAINTENANCE BUILD	1,418	10,000	13,401	15,000
52416	268	REPAIR AND MAINTENANCE SYSTEM	0	500	40	500
52416	278	REPAIR & MAINT - SOFTWARE	2,686	500	3,242	3,000
52416	281	TRAVEL	986	3,000	1,517	3,000
52416	311	OFFICE SUPPLIES	2,418	3,000	2,643	3,000
52416	312	SMALL ITEMS OF EQUIPMENT	0	1,500	4,825	3,500
52416	315	COMPUTER SUPPLIES	369	500	4,096	2,000
52416	319	MATERIALS AND SUPPLIES	896	4,000	1,333	4,000
52416	324	JANITORIAL SUPPLIES	1,109	1,000	828	1,000
52416	326	CLOTHING & UNIFORMS	1,053	0	707	1,000
52416	331	GAS, OIL, DIESEL FUEL, GREASE, ETC	4,853	6,500	4,991	7,000
52416	513	PROPERTY & LIABILITY INSURANCE	3,513	4,000	1,225	2,500
52416	541	PROVISION FOR DEPRECIATION	659,208	635,000	650,400	665,000
52416	542	AMORTIZATION	5,990	6,000	5,990	6,000
52416	585	ADMINISTRATIVE FEE	83,766	103,500	94,875	106,900
52416	588	CUSTOMER SERVICE / BILLING	187,295	204,000	194,805	210,000
52416	592	PAYMENTS IN-LIEU OF TAXES	192,757	195,076	195,076	197,856
52416	719	CHAMBER OF COMMERCE	5,000	5,000	4,583	5,000
52416	875	G.I.S. EXPENSE	647	9,500	7,500	9,500
52416	891	BANK SERVICE CHARGE	324	4,000	332	1,000
52416	892	BAD DEBT EXPENSE	40,542	70,000	29,072	70,000
52416	899	MISCELLANEOUS EXPENSE	849	1,000	1,235	1,000
TOTAL		**ADMINISTRATIVE AND GENERAL EXPENSES**	**1,558,774**	**1,764,086**	**1,616,306**	**1,848,136**
TOTAL		**OPERATING EXPENSE**	**9,479,071**	**10,113,726**	**8,231,288**	**8,216,006**

415 GAS DEPARTMENT

STATEMENT OF ESTIMATED REVENUE AND PROPOSED EXPENSES

FOR THE FISCAL YEAR ENDING JUNE 30, 2013

ACCOUNT NUMBER FUNCTION	OBJECT	FUND #415 Account Description	Actual Fiscal Yr. 2011	Budget Fiscal Yr. 2012	Estimated Fiscal Yr. 2012	Proposed Fiscal Yr. 2013
		NONOPERATING EXPENSE				
52427	675	2009 GAS REVENUE REFUNDING BONDS - IN	58,346	51,476	51,476	40,596
52427	672	GAS REFUNDING BONDS 2004 - INTEREST	3,025	0	0	0
52427	695	PAYING AGENT FEES	0	750	0	0
TOTAL	**NONOPERATING EXPENSE**		**61,371**	**52,226**	**51,476**	**40,596**
		DEBT SERVICE PRINCIPAL				
52450	672	2004 GAS REVENUE REFUNDING BONDS	220,000	0	0	0
52450	675	2009 GAS REVENUE REFUNDING BONDS	135,000	380,000	380,000	400,000
TOTAL	**DEBT SERVICE**		**355,000**	**380,000**	**380,000**	**400,000**
		CAPITAL EXPENSE				
52490	936	SERVICE LINES	48,500	30,000	34,446	35,000
52490	941	GENERAL PURPOSE MACHINERY & EQUIP	43,448	85,000	109,378	120,000
		Backhoe $90,000				
		Hydraulic Pavement Breaker $30,000				
52490	944	VEHICLES		86,000	78,727	47,000
		1 Service Truck 4x4 $22000				
		1 SUV 4x4 $25000				
52490	948	COMPUTER EQUIP SOFTWARE		0	0	17,625
		Disk Array Storage, Server Licenses, XenServer Enterprise				
		GIS Large Format Copier/Plotter				
52490	964	MAINS	330,126	600,000	379,483	325,000
52490	965	METERS	24,899	15,000	9,079	15,000
52490	966	METER INSTALLATION	4,818	5,000	3,965	5,000
52490	967	HOUSE REGULATORS	9,161	5,000	6,545	7,000
52490	968	INDUSTRIAL METERING / REGULATORS	10,099	10,000	4,793	10,000
52490	969	CATHODIC PROTECTION	2,583	5,000	2,710	5,000
52490	983	ENGINEERING	0	0	0	10,000
52490	977	REGULATOR STATIONS	355	20,000	6,157	15,000
52490	990	AUTOMATED METER READING / PILOT PROG	0	20,000	0	50,000
TOTAL	**CAPITAL EXPENSE**		**473,989**	**881,000**	**635,283**	**661,625**
TOTAL	**GAS DEPARTMENT EXPENSE**		**10,369,431**	**11,426,952**	**9,298,047**	**9,318,227**

511 CUSTOMER SERVICE DEPARTMENT

STATEMENT OF ESTIMATED REVENUE AND PROPOSED EXPENSES
FOR THE FISCAL YEAR ENDING JUNE 30, 2013

ACCOUNT NUMBER FUNCTION	OBJECT	FUND # 511 Account Description	Actual Fiscal Yr. 2011	Budget Fiscal Yr. 2012	Estimated Fiscal Yr. 2012	Proposed Fiscal Yr. 2013
		CUSTOMER SERVICE REVENUE				
34921		ELECTRIC DEPARTMENT	340,614	347,232	345,040	361,570
34922		GAS DEPARTMENT	187,295	205,399	204,054	213,864
34923		WATER DEPARTMENT	432,932	470,450	471,442	491,233
34926		SANITATION DEPARTMENT	12,140	13,389	13,600	14,043
34931		CUSTOMER SERVICE FEES	76,740	85,000	73,615	80,000
34932		CASH OVER	422	0	180	0
TOTAL		**CUSTOMER SERVICE REVENUE**	**1,050,143**	**1,121,470**	**1,107,931**	**1,160,710**
		OTHER REVENUES				
36110		INTEREST EARNINGS - CHECKING	2,443	1,000	2,659	2,000
TOTAL		**OTHER REVENUES**	**2,443**	**1,000**	**2,659**	**2,000**
TOTAL		**REVENUE**	**1,052,586**	**1,122,470**	**1,110,590**	**1,162,710**
		METER READING EXPENSE				
52610	111	SALARIES - REGULAR	164,926	173,000	168,553	178,000
52610	112	SALARIES - OVERTIME	68	1,000	185	1,000
52610	141	FICA	11,880	13,310	12,588	13,690
52610	142	HOSPITAL AND HEALTH INS	33,242	34,800	30,079	34,800
52610	143	RETIREMENT - CURRENT	26,524	28,310	26,966	28,730
52610	146	WORKER'S COMPENSATION	2,097	2,500	1,887	2,000
52610	147	UNEMPLOYMENT CLAIMS	0	1,000	0	0
52610	148	EMPLOYEE ED & TRAINING	30	0	0	0
52610	191	DRUG AND ALCOHOL TESTING	81	100	100	100
52610	195	WELLNESS	197	0	135	150
52610	196	EMPLOYEE PHYSICALS & TESTING	0	0	105	100
52610	211	POSTAGE	0	0	46	50
52610	261	REPAIR & MAINT - MOTOR VEHICLES	12,360	8,000	5,360	8,000
52610	276	REPAIR & MAINT - EQUIPMENT	4,357	4,500	4,779	5,000
52610	312	SMALL ITEMS OF EQUIPMENT	886	1,000	880	1,000
52610	319	MATERIAL AND SUPPLIES	165	800	500	800
52610	326	CLOTHING & UNIFORMS	2,820	2,500	3,738	3,000
52610	331	GAS, OIL, DIESEL FUEL, GREASE, ETC	12,744	13,000	14,955	15,000
52610	513	PROPERTY & LIAB INSURANCE	989	1,000	845	1,000
52610	589	WORKERS COMP CLAIMS	0	2,000	916	2,000
52610	899	MISCELLANEOUS EXPENSE	10	100	100	100
TOTAL		**METER READING EXPENSE**	**273,376**	**286,920**	**272,717**	**294,520**
		CUSTOMER SERVICE EXPENSE				
52620	111	SALARIES - REGULAR	329,408	342,000	341,864	360,000
52620	112	SALARIES - OVERTIME	5,158	3,500	2,249	3,500
52620	113	TEMPORARY/SEASONAL - USE OF UTILITY DEPT	7,718	8,000	9,890	9,000
52620	141	FICA	24,000	27,040	25,949	28,500
52620	142	HOSPITAL AND HEALTH INS	52,172	57,600	54,681	57,600
52620	143	RETIREMENT - CURRENT	53,023	56,210	54,666	58,340
52620	146	WORKMEN'S COMPENSATION	312	400	528	550
52620	147	UNEMPLOYMENT CLAIMS	0	0	4,998	0
52620	148	EMPLOYEE EDUCATION & TRAINING	45	500	0	500
52620	149	RETIREE INSURANCE PREMIUMS	8,196	8,200	8,196	8,200
52620	191	DRUG AND ALCOHOL TESTING	0	100	50	100
52620	195	WELLNESS	780	600	555	600
52620	211	POSTAGE	97,651	98,000	101,803	100,000

511 CUSTOMER SERVICE DEPARTMENT

STATEMENT OF ESTIMATED REVENUE AND PROPOSED EXPENSES
FOR THE FISCAL YEAR ENDING JUNE 30, 2013

ACCOUNT NUMBER FUNCTION	OBJECT	FUND # 511 Account Description	Actual Fiscal Yr. 2011	Budget Fiscal Yr. 2012	Estimated Fiscal Yr. 2012	Proposed Fiscal Yr. 2013
52620	221	PRINTING	3,162	5,000	4,418	5,000
52620	224	COPIES	1,967	2,000	2,197	2,000
52620	245	TELEPHONE	5,570	5,000	5,687	6,000
52620	252	LEGAL SERVICES	577	2,000	1,036	2,000
52620	253	ACCOUNTING & AUDITING SERVICES	1,001	1,000	934	1,000
52620	255	DATA PROCESSING SERVICES	78,124	82,000	80,825	82,000
52620	257	SOFTWARE LICENSE FEES	5,256	5,000	6,896	6,500
52620	261	REPAIR & MAINT - MOTOR VEHICLES	41	500	679	800
52620	266	REPAIR & MAINT - BUILDINGS	0	500	0	500
52620	276	REPAIR & MAINT - EQUIPMENT	2,555	3,000	108	3,000
52620	281	TRAVEL	0	500	0	500
52620	293	CONTRACTED SERVICES	4,129	4,000	4,200	4,500
52620	311	OFFICE SUPPLIES	3,068	2,500	2,362	2,500
52620	312	SMALL ITEMS OF EQUIPMENT	2,211	2,000	3,431	2,000
52620	315	COMPUTER SUPPLIES	180	2,000	1,669	2,000
52620	319	MATERIAL AND SUPPLIES	4,342	5,500	4,981	5,000
52620	326	CLOTHING & UNIFORMS	538	700	804	700
52620	331	GAS, OIL, DIESEL FUEL, GREASE, ETC	2,462	2,200	2,686	2,500
52620	513	PROPERTY & LIAB INSURANCE	2,747	2,800	1,409	1,500
52620	531	BUILDING AND OFFICE RENTAL	12,100	13,200	13,200	13,200
52620	582	CLAIMS & DAMAGES - LIABILITY	1,828	4,000	278	2,000
52620	589	WORKERS COMP CLAIMS	0	2,000	0	2,000
52620	873	CASH OVER OR SHORT	558	100	594	100
52620	874	DIRECT EXPENSE	21,439	5,000	14,237	5,000
52620	891	BANK SERVICE CHARGES	14,591	14,400	15,137	15,000
52620	893	DEBIT CARD FEES	15,301	12,000	16,532	18,000
52620	899	MISCELLANEOUS EXPENSE	1,235	2,000	850	2,000
TOTAL		**CUSTOMER SERVICE EXPENSE**	**763,445**	**783,050**	**790,579**	**814,190**
TOTAL		**OPERATING EXPENSE**	**1,036,821**	**1,069,970**	**1,063,296**	**1,108,710**
		CAPITAL EXPENSES				
52690	944	VEHICLES	15,765	52,500	47,295	40,000
		meter reader vehicle 2 @ $20,000				
52690	948	COMPUTER EQUIPMENT	0	0	0	7,000
		network switch $2500, receipt printers $4500				
52690	950	OTHER EQUIPMENT	0	0	0	7,000
		digital 2 way radio conversions				
TOTAL		**CAPITAL EXPENSE**	**15,765**	**52,500**	**47,295**	**54,000**
TOTAL		**CUSTOMER SERVICE DEPARTMENT EXPENSES**	**1,052,586**	**1,122,470**	**1,110,591**	**1,162,710**

COOKEVILLE REGIONAL MEDICAL CENTER — DRAFT

STATEMENT OF REVENUE & EXPENSES
BUDGET FY 2013

	6/30/2011	Annualized 6/30/2012	Budget 2013
TOTAL GROSS PATIENT REVENUE	**$476,297,250**	**$498,838,670**	**$570,464,470**
DEDUCTIONS FROM REVENUE:			
CONTRACTUAL ADJUSTMENTS	$236,661,244	$253,272,737	$291,263,647
CHARITY CARE	5,800,098	5,603,090	6,443,553
TOTAL DEDUCTIONS FROM REVENUE	$242,461,342	$258,875,827	$297,707,200
NET PATIENT SERVICE REVENUE	**$233,835,908**	**$239,962,843**	**$272,757,270**
OTHER NON-PATIENT REVENUE	3,503,760	3,709,565	3,915,999
TOTAL OPERATING REVENUE	**$237,339,668**	**$243,672,408**	**$276,673,269**
EXPENSES:			
SALARIES AND WAGES	$84,874,613	$88,123,527	$101,342,056
EMPLOYEE BENEFITS	20,001,512	21,060,170	23,619,195
CONTRACT LABOR	5,147,411	5,538,516	6,369,293
PURCHASED SERVICES-PHYSICIAN	7,571,962	7,003,664	5,254,213
PURCHASED SERVICES-OTHER	7,845,533	7,466,573	9,986,558
SUPPLIES	48,836,209	51,425,988	59,139,886
UTILITIES	3,496,998	3,613,394	4,155,403
REPAIRS AND MAINTENANCE	6,377,002	6,247,686	7,184,839
LEASES AND RENTALS	798,500	986,304	1,134,250
INSURANCE	1,081,407	980,474	1,127,545
INTEREST	2,895,569	3,389,952	3,248,445
BAD DEBTS	17,214,602	19,076,147	21,937,568
DEPRECIATION AND AMORTIZATION	11,722,847	11,754,471	13,517,642
OTHER EXPENSE	4,063,697	4,971,045	5,716,702
TOTAL OPERATING EXPENSE	$221,927,862	$231,637,911	$263,733,595
NET OPERATING INCOME (LOSS)	**$15,411,806**	**$12,034,497**	**$12,939,674**
NON-OPERATING INCOME & EXPENSES:			
GAIN / LOSS OTHER CORPS / JV	(7,194,159)	(6,617,598)	(6,388,853)
INTEREST AND CONTRIBUTIONS	388,373	226,622	250,000
PAYMENTS IN LIEU OF TAXES	(700,000)	(700,000)	(700,000)
GAIN / LOSS INVESTMENTS/DISPOS	(92,585)	127,514	0
NET INCOME	**$7,813,435**	**$5,071,035**	**$6,100,821**

THREE YEAR CAPITAL EXPENDITURES BUDGET
FOR THE BUDGET YEARS 6/30/13 THRU 6/30/15

Dept #	DEPARTMENT NAME	2012-2013	2013-2014	2014-2015
6000	NURSING ADMINISTRATION	261,850	-	-
6400	ICU/CCU	57,000	-	-
6420	CARDIOVASCULAR ICU	36,000	-	-
6500	OB/GYN	21,000	-	-
6510	LABOR & DELIVERY UNIT	50,000	-	-
6800	REHAB CENTER	50,240	20,000	20,000
7000	SURGERY UNIT	158,612	277,000	-
7030	SPECIAL PROCEDURE UNIT	140,118	-	-
7040	CENTRAL SUPPLY	85,000	-	-
7070	OPEN HEART	410,750	-	-
7100	CARDIAC CATHETERIZATION	54,000	-	-
7130	CARDIOVASCULAR REHABILITATION	6,500	6,500	-
7210	IMAGING	607,500	675,000	250,000
7230	CAT SCAN UNIT	40,614	-	-
7240	NUCLEAR MEDICINE UNIT	671,067	279,067	-
7250	MRI	1,943,376	-	2,400,000
7270	ULTRASONIC UNIT	204,000	170,000	170,000
7280	MAMMOGRAPHY UNIT	36,000	236,425	76,625
7290	ANGIOGRAPHY UNIT	1,633,000	-	-
7300	PHARMACY	59,000	500,000	-
7400	EMERGENCY DEPARTMENT	28,264	-	-
7500	RESPIRATORY THERAPY	21,000	21,000	24,000
7540	SLEEP STUDY	106,494	-	-
7600	PHYSICAL THERAPY	53,600	10,500	
7700	LABORATORY	84,625	362,200	32,380
7860	EMPLOYEE HEALTH CLINIC	20,000	35,000	75,000
7900	MEDICAL ONCOLOGY UNIT	5,000	-	-
7910	RADIATION ONCOLOGY	46,150	1,865,625	2,209,000
8010	FOOD AND NUTRITION	80,000	35,000	-
8300	PLANT OPERATIONS	1,107,500	115,000	-
8500	HOUSEKEEPING	59,800	67,750	
9600	PRINTING	65,500	-	-
9610	MATERIALS MANAGEMENT	7,000	-	-
9800	INFORMATION SYSTEMS	3,745,700	2,990,518	1,167,383
	Grand Total	**11,956,260**	**7,666,585**	**6,424,388**

Cookeville Regional Medical Center
2013 Capital Expenditures
Expansion Projects

OR Renovation / Expansion	6,000,000
Central Sterile Renovation	4,900,000
Cath Lab Project (3 Lab)	3,000,000
ED Renovation	1,250,000
Parking Street Improvements & Electrical	1,000,000
Land	1,000,000
Disaster Recovery Project	700,000
Solar Carport Project	450,000
Outpatient Cardiac Imaging (TN Heart)	300,000
MRI 3T Renovation	200,000
Fire Resistance West Wing	150,000
Total	18,950,000